

McIntosh guaranteed 99  $\frac{60}{100}$ %\*  
perfect amplification!



MC-60 \$219.00

\*All but 0.000016 of power output is a perfect reproduction of input signal at 60 watts, 20-20,000 cycles.

FOR THOSE SATISFIED WITH NOTHING BUT THE ULTIMATE IN HIGH FIDELITY, IT'S THE McINTOSH 60 WATT AMPLIFIER — UNSURPASSED FOR PERFORMANCE AND QUALITY.

This unique instrument sets a standard of excellence in amplification, for it has reached the theoretical limit of quality and efficiency. The McIntosh MC-60 amplifier, with patented circuit, is the only power amplifier which will produce 60 watts of power at less than 0.3% distortion from 20 to 20,000 cycles per second. This measurement insures the complete absence of discordant tones, and provides the purest and most perfect amplification available. There is no

increase in distortion even when extra power is demanded by program material. Since nothing is added to or taken from the input signal, clean, unparalleled reproduction of sound results, bringing out an exquisite realism at low, as well as high, volume levels . . . clear lucid highs, with no peaking; natural, full bass with no booming; thrilling middle range, all there with the McIntosh.

In reproducing music or speech with complete realism, the exceptional reserve power capacity of the MC-60 is called upon, for many short intervals per second, even at moderate volume, to re-create faithfully and accurately all the fundamentals, harmonics and overtones present in natural sounds.

YOUR FRANCHISED McINTOSH DEALER PROUDLY RECOMMENDS AND DISPLAYS  
McINTOSH EQUIPMENT

**McIntosh**  
LABORATORY, INC.

4 Chambers St., Binghamton, N. Y.

IN CANADA: MANUFACTURED BY MCGURDY RADIO INDUSTRIES, LTD.,  
22 FRONT STREET WEST, TORONTO, CANADA

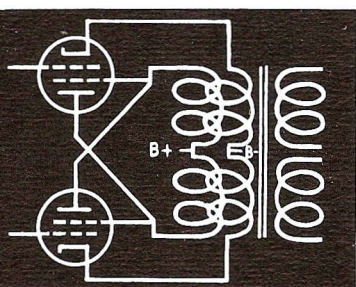
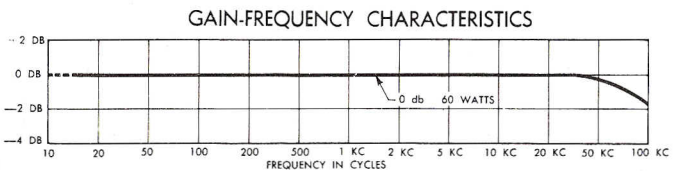
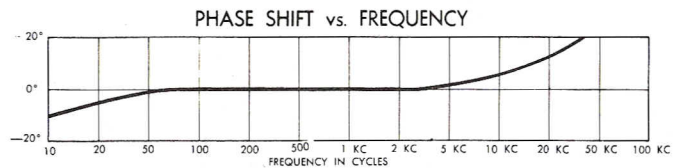
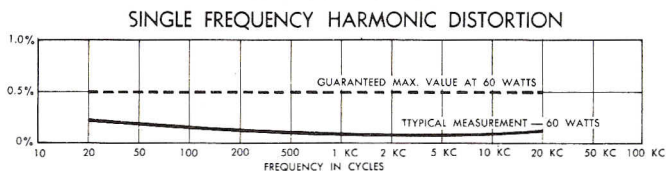
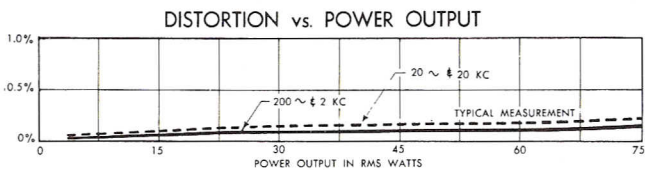
# MC-60 SPECIFICATIONS

## *compare!*

<b>Power Supply:</b>	117/125 volts, 50/60 cycles
<b>Power Consumption:</b>	280 watts at 60 watts output 155 watts at zero signal output
<b>Power Output:</b>	60 watts continuous
<b>Input Level:</b>	Input #1 (pin jack and screw terminals) .5 volts to 30 volts, with gain control Input #2 2.5 volts
<b>Frequency Range:</b>	20 to 30,000 cycles $\pm$ 0.1 db at 60 watts output 15 to 50,000 cycles $\pm$ 0.5 db at 60 watts output 10 to 100,000 cycles $\pm$ 1 db at 30 watts output
<b>Harmonic Distortion:</b>	Less than 0.3% at 60 watts output or less, 20 to 20,000 cycles
<b>Intermodulation Distortion:</b>	Less than 0.5% if instantaneous peak power is below 120 watts for any combination of frequencies 20 to 20,000 cycles
<b>Impulse Distortion:</b>	Negligible

<b>Noise and Hum Level:</b>	90 db or more below rated output
<b>Damping Factor:</b>	15 or better for 4, 8 and 16 ohm output, 16 for 600 ohms
<b>Input Impedance:</b>	0.5 meg for 0.5 volt input and 0.13 meg for 2.5 volt input 20 cycles to 40,000
<b>Output Impedance:</b>	4, 8, 16, 600 ohms (600 ohm is balanced to ground), and 70.7 volts
<b>Phase Shift:</b>	$\pm$ 8° 20 to 20,000 cycles
<b>Tube Complement:</b>	Rectifier: 2-5U4 GA Pre-Amp: 12AX7 Phase Inverter: 12AU7 Voltage Amp: 12BH7 Driver: 12AX7 Output: 2-6550/KT88
<b>Auxiliary Equipment Connection:</b>	Designed to power McIntosh Preamplifiers
<b>Size:</b>	14 1/4" x 10" x 8" high, chassis type construction
<b>Weight:</b>	42 pounds, 13.5 ounces

**LOW DISTORTION MEASUREMENTS, guaranteed by thorough laboratory tests on each unit shipped.**



The famous McIntosh patented Unity Coupled circuit with bifilar output transformer as used in all McIntosh power amplifiers.

**Why** the exclusive Patented McIntosh Circuit brings you purest High Fidelity Sound . . .

The McIntosh circuit is fundamentally new. It provides practically 100% coupling between primary windings of the output transformer by winding the primary wires together, or bifilarly. For the first time the high efficiency of class "B" amplification can be used with high quality performance. Wave form distortion, causing listening irritation, due to switching transients between each half of the class "B" amplifier is eliminated at all frequencies.

Before 1947, truly faithful amplified sound was severely limited by: (1) too much distortion; and (2) not enough power capacity. With the invention of the McIntosh circuit for the first time less than 1% distortion became the performance standard.

The McIntosh circuit has an inherent large advantage over conven-

tional circuits. By bringing the output tubes electrically four times closer together the impedance is 1/4 that of the conventional circuit. The coupling to the secondary is improved by a similar factor of 4 to 1 since the primary to secondary turns ratio has been reduced 2 to 1. The 1/2 cathode, 1/2 plate loading provides a feedback factor of 12 db, which with additional loop feedback, offers the lowest distortion, most stable power amplifier made.

To date, McIntosh amplifiers alone are able to provide less than 0.3% harmonic distortion and less than 0.5% intermodulation distortion (discordant distortion), for any frequency or for any combination of frequencies, throughout the audio range, even at full power output.