

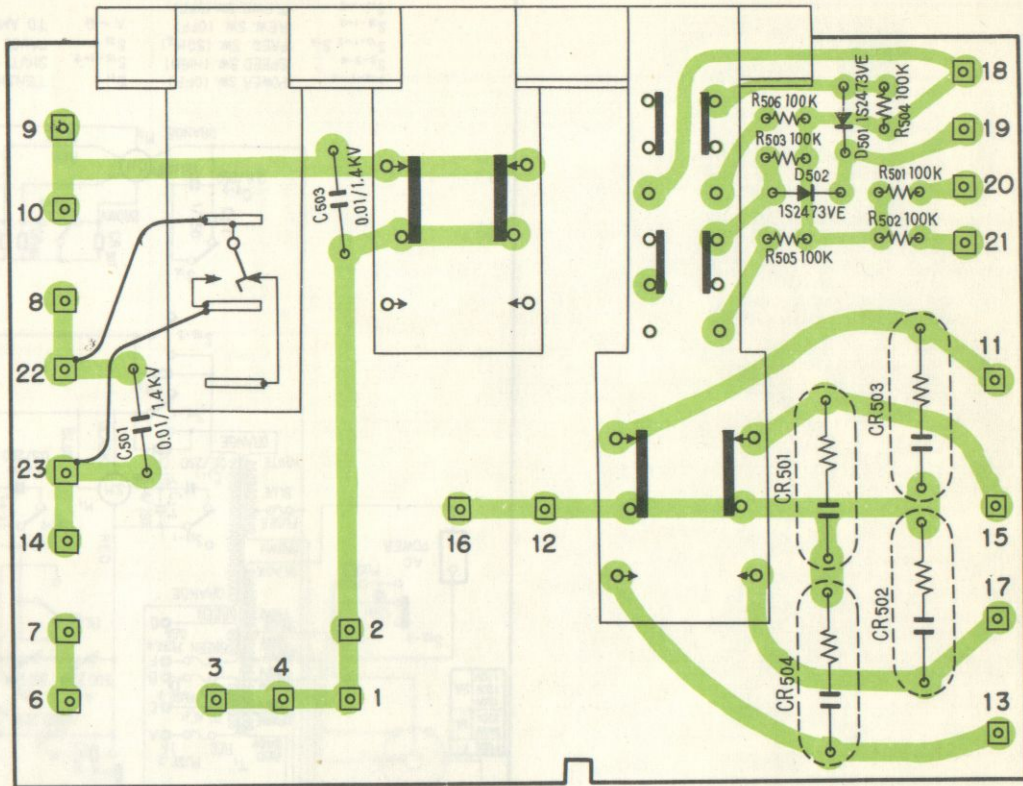


STEREO TAPE DECK

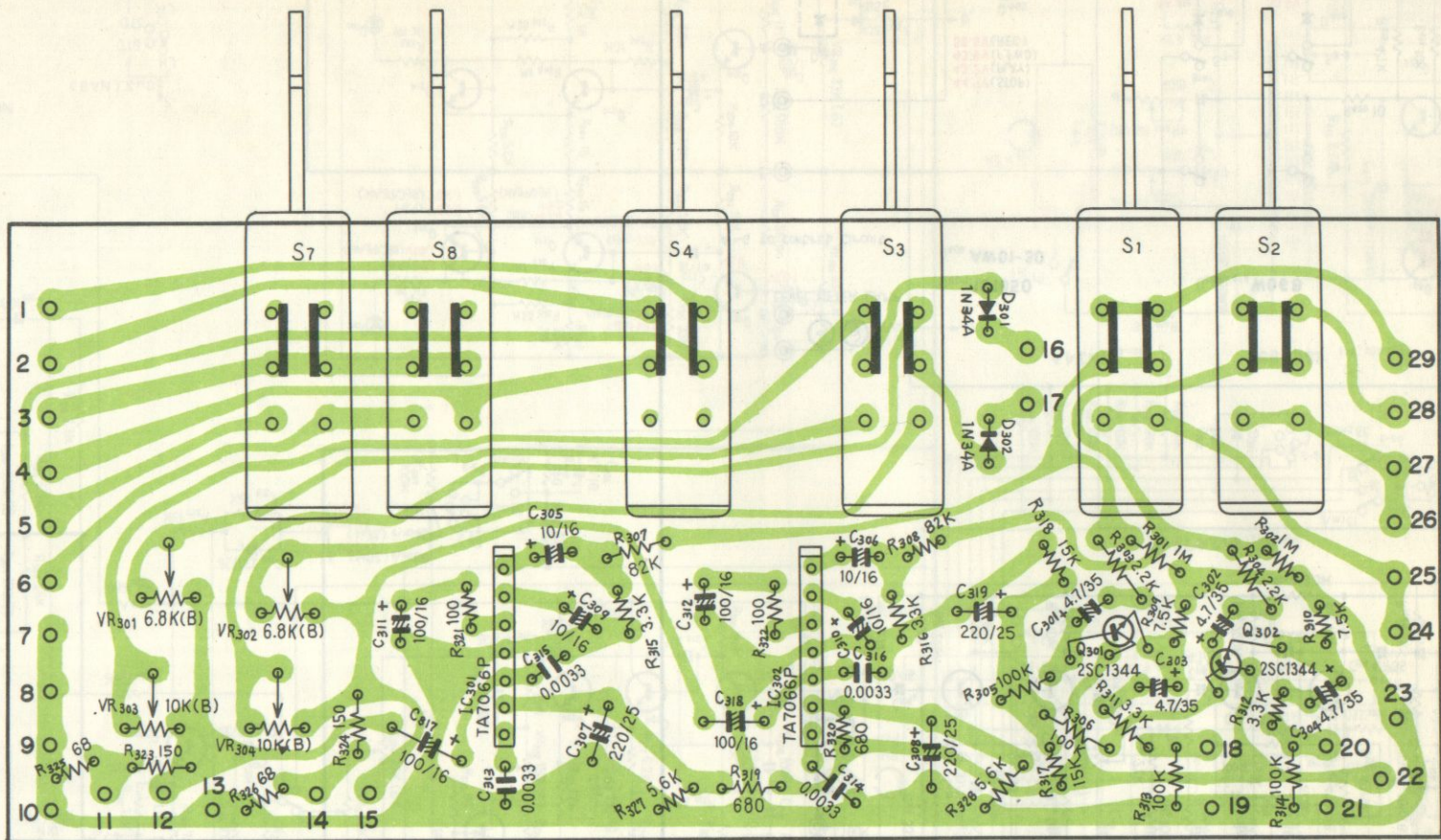
RT-1050

FU

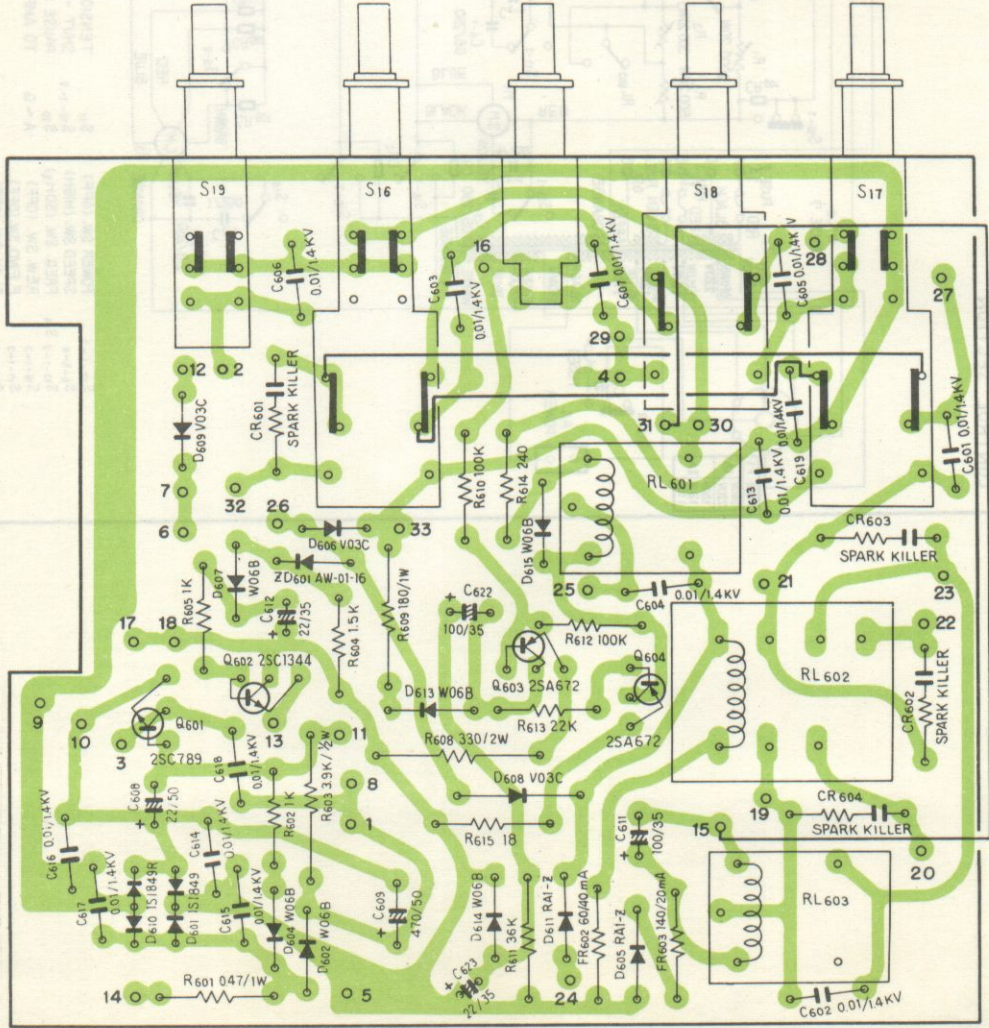
EQ switch ass'y RWS-021

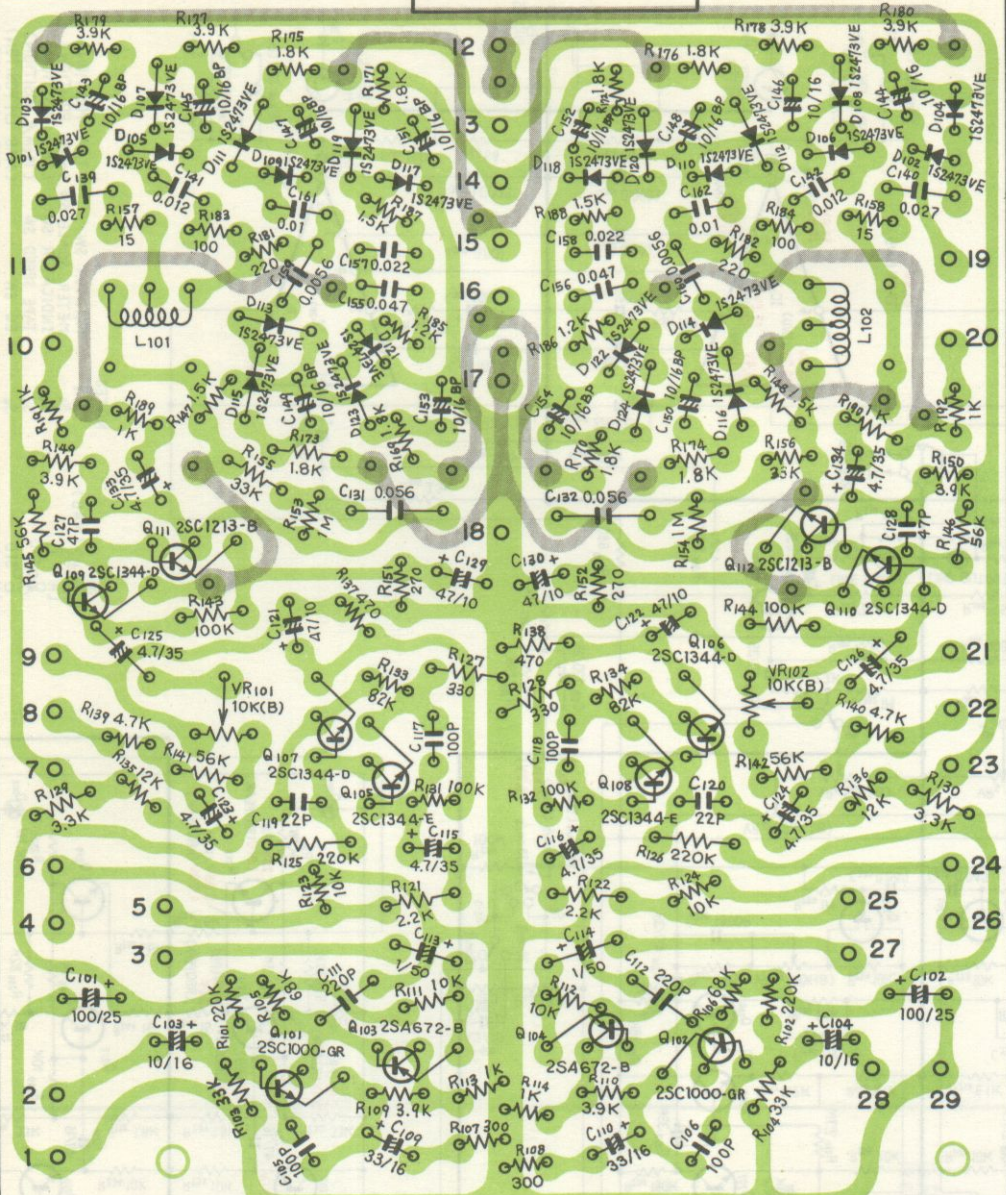


Switch circuit ass'y RWS-017



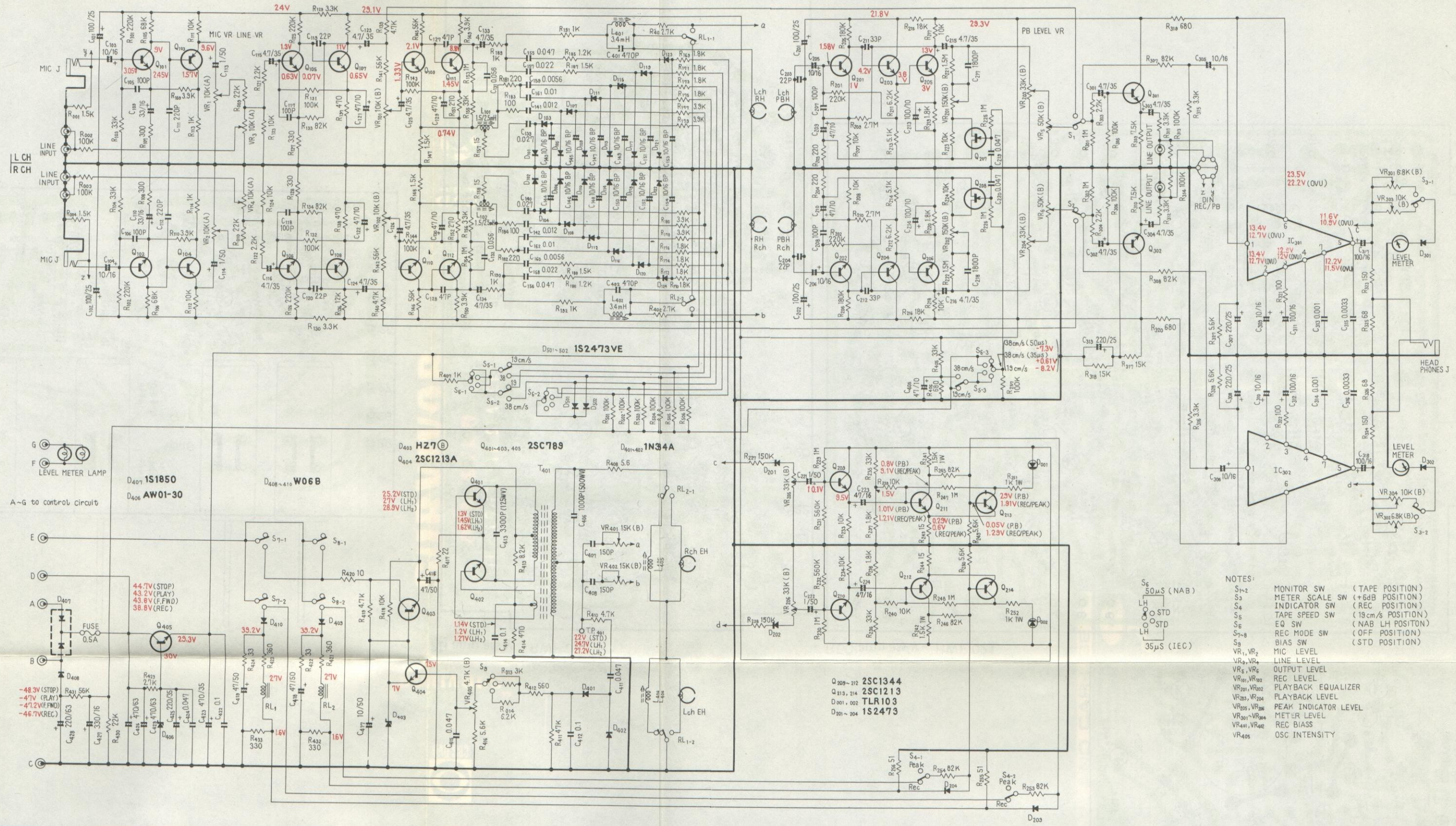
Control amp ass'y RWG-045





RT-1050

Q₁₀₁₋₁₀₂ 2SC1000 Q₁₀₃₋₁₀₄ 2SA672 Q₁₀₅₋₁₁₀ 2SC1344 Q₁₁₁₋₁₁₂ 2SC1213 D₁₀₁₋₁₂₄ 1S2473VE Q₂₀₁₋₂₀₆ 2SC1344 Q₂₀₇₋₂₀₈ 2SK30 Q₃₀₁₋₃₀₂ 2SC1344 IC₃₀₁₋₃₀₂ TA'7066P



- NOTES:**
- S₁₋₂ MONITOR SW (TAPE POSITION)
 - S₃ METER SCALE SW (+6dB POSITION)
 - S₄ INDICATOR SW (REC POSITION)
 - S₅ TAPE SPEED SW (19cm/s POSITION)
 - S₆ EQ SW (NAB LH POSITION)
 - S₇₋₈ REC MODE SW (OFF POSITION)
 - S₉ BIAS SW (STD POSITION)
 - VR₁, VR₂ MIC LEVEL
 - VR₃, VR₄ LINE LEVEL
 - VR₅, VR₆ OUTPUT LEVEL
 - VR₁₀₁, VR₁₀₂ REC LEVEL
 - VR₂₀₁, VR₂₀₂ PLAYBACK EQUALIZER
 - VR₂₀₃, VR₂₀₄ PLAYBACK LEVEL
 - VR₃₀₁, VR₃₀₂ PEAK INDICATOR LEVEL
 - VR₃₀₃, VR₃₀₄ METER LEVEL
 - VR₄₀₁, VR₄₀₂ REC BIAS
 - VR₄₀₅ OSC INTENSITY

Q₂₀₉₋₂₁₂ 2SC1344
 Q_{213, 214} 2SC1213
 D_{201, 202} TLR103
 D₂₀₃₋₂₀₄ 1S2473

G LEVEL METER LAMP
 F LEVEL METER LAMP
 A-G to control circuit

44.7V (STOP)
 43.2V (PLAY)
 43.6V (F.FWD)
 38.8V (REC)

-48.3V (STOP)
 -47V (PLAY)
 -47.2V (F.FWD)
 -46.7V (REC)

25.2V (STD)
 27V (LH)
 28.9V (LH₂)

1.14V (STD)
 1.2V (LH)
 1.27V (LH₂)

13V (STD)
 14.5V (LH)
 16.2V (LH₂)

32V (STD)
 34V (LH)
 27.2V (LH₂)

0.8V (PB)
 9.1V (REC/PEAK)
 1.5V
 1.01V (PB)
 1.21V (REC/PEAK)
 0.29V (PB)
 0.6V (REC/PEAK)
 0.5V (PB)
 1.29V (REC/PEAK)

9.5V
 1.01V
 1.5V
 2.5V (PB)
 1.91V (REC/PEAK)

1.14V (STD)
 1.2V (LH)
 1.27V (LH₂)

39.2V
 27V
 7V
 1.6V

25.2V (STD)
 27V (LH)
 28.9V (LH₂)

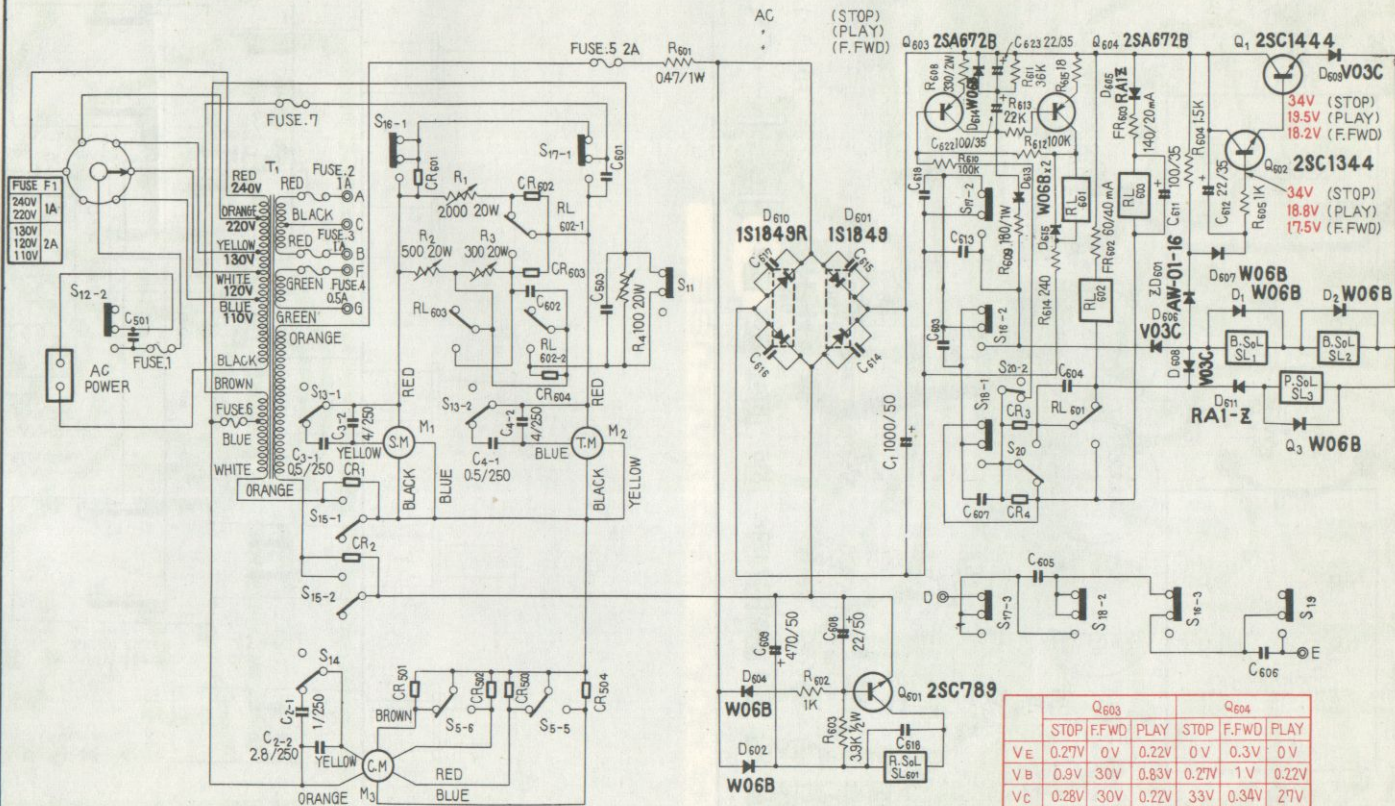
13V (STD)
 14.5V (LH)
 16.2V (LH₂)

32V (STD)
 34V (LH)
 27.2V (LH₂)

44.7V (STOP)
 43.2V (PLAY)
 43.6V (F.FWD)
 38.8V (REC)

-48.3V (STOP)
 -47V (PLAY)
 -47.2V (F.FWD)
 -46.7V (REC)

CONTROL SECTION



- S₁₂₋₁₋₂
- S₅₋₅₋₆
- S₁₃₋₁₋₂ S₁₄
- S₁₆₋₁₋₃
- S₁₇₋₁₋₃
- S₁₈₋₁₋₂
- S₁₉

- POWER SW. (OFF)
- SPEED SW. (HIGH)
- FREQ. SW. (50Hz)
- REW. SW. (OFF)
- F. FWD. SW. (OFF)
- PLAY SW. (OFF)
- REC SW. (OFF)

- S₁₁
- S₁₅₋₁₋₂
- S₂₅
- A 7 G

- TENSION SW. (HIGH)
- SHUT - OFF SW. (OFF)
- PAUSE SW. (ON)
- TO AMPLIFIER SECTION

- C₆₀₁₋₆₀₇, 613-618, 501-503
- 0.01μF/1.4KV
- CR₆₀₁₋₆₀₄, 1-4, 901-904
- SPARK KILLER

FR₆₀₂₋₆₀₃
FUSE RESISTOR

- S.M. SUPPLY MOTOR
- T.M. TAKE-UP MOTOR
- C.M. CAPSTAN MOTOR

	Q ₆₀₃			Q ₆₀₄		
	STOP	F.FWD	PLAY	STOP	F.FWD	PLAY
V _E	0.27V	0V	0.22V	0V	0.3V	0V
V _B	0.9V	30V	0.83V	0.27V	1V	0.22V
V _C	0.28V	30V	0.22V	33V	0.34V	27V