

*Signature Series*



# *Redefining*



*the way you experience sound.*

All Signal  
outfitted  
gold-plated  
best possi



*The 1266-SE in  
Rosewood*

Our 25-year commitment to excellence in sonic reproduction has led us to the creation of the Signature Series. Both acoustically and visually stunning, the Signature Series embodies the best of what RBH has to offer. Here's why:

*Proprietary Technology:* At RBH we believe in the age-old adage, "If you want something done right, you must do it yourself." For this reason, we engineered our own proprietary, ultra-rigid metal cone drivers to offer unsurpassed detail and accuracy. These aluminum drivers can effortlessly handle the most raucous explosion and flawlessly reproduce the subtlest musical note.



*Exceptional Quality:* RBH accepts nothing less than excellence and uses only the finest parts, which we rigorously and constantly test for quality and accuracy. All of the Signature Series speakers feature voice coil formers manufactured from Kapton<sup>®</sup>, an aerospace material capable of handling very high temperatures, while increasing power handling and lowering distortion. Our high-quality fabric dome tweeters use Ferrofluid<sup>®</sup> liquid cooling for increased power handling and greater sonic accuracy. RBH's own commitment to excellence mirrors our commitment to our customers and the RBH loudspeakers they bring home with them.



*Craftsmanship:* We don't like to think of ourselves as "manufacturers", but rather as "craftsmen". Anyone can "manufacture" a speaker, but it takes dedication and a passion for what you do to truly create something people will enjoy for years to come. That is why we at RBH take pride in crafting our speaker cabinets from high density fiberboard, a material more rigid than standard particleboard or fiberboard. Inside each Signature Series speaker you will find heavy-duty internal bracing to ensure the cabinet's structural integrity. This method of cabinet construction allows each speaker to handle the high-stresses of today's high-powered home theater systems, without giving way to distortion.





*The 661-SE in  
Basic Black*

*Versatility:* Although our speakers are available in a basic black finish, we don't exclusively make big black boxes. Your speakers should be a sonic marvel, as well as a visual delight. This is why we offer each of our Signature Series speakers in 30 uniquely different, and quite stunning, high-quality, genuine wood grain veneers. Some of the finishes are so beautiful you might find yourself redecorating your living room to match your speakers!

*Value:* This endless pursuit of perfection comes at a price...but surprisingly enough, at a price you can afford. At RBH, we believe that it is possible to use only the highest quality parts in crafting high-end speakers, while still providing exceptional value.

*RBH...Redefining the way you experience sound.™*

## Signature Series Custom Finishes



*The 641-SE in  
Maple*



Maple Pommele ↵



Italo Pear ↵



Butternut ↵




Knotty Pine ↵



White Ash ↵



White Ash Q/C ↵



Olive Ash Burl ↵



Figured Maple ↵



Maple ↵



White Oak ↵



White Oak Q/C ↵




Brown Ash ↵



Red Oak ↵



Brandied Peach ↵



Red Birch ↵



Cherry ↵



Cherry Q/C ↵



Hickory ↵



Pecan ↵




Carpathian Burl ↵



Zebrawood ↵



Teak ↵



African Mahogany ↵




Sapele Pommele ↵



Classic Mahogany ↵



South American  
Rosewood ↵




Rosewood ↵



Walnut ↵



Walnut Burl ↵



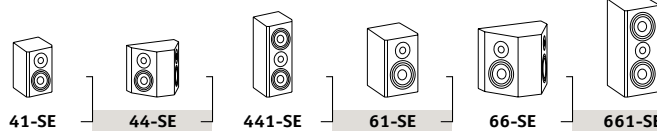
Macassar Ebony ↵

This color guide should be used only as an initial guide to your finish selection.  
Ask to see your dealer's Signature Series Custom Veneer Swatch Booklet to verify your finish selection.



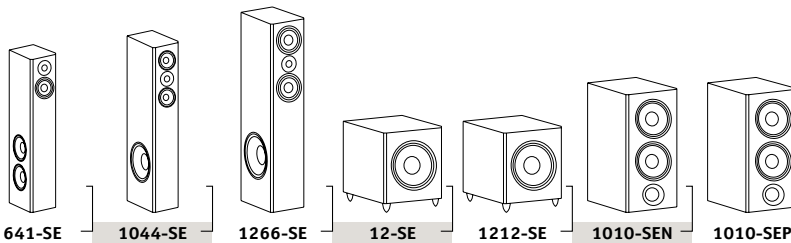
All Signature Series speakers are outfitted with high-quality, five-way, gold-plated binding posts for the best possible connection.

# Specifications



	41-SE	44-SE	441-SE	61-SE	66-SE	661-SE
▶ System Type	2-Way Mini Bookshelf	2-Way Surround Di-pole/Bi-pole	2-Way LCR* Bookshelf	2-Way Bookshelf	2-Way Surround Di-pole/Bi-pole	2-Way LCR* Bookshelf
▶ Tweeter	1" Silk Dome	1" Silk Dome (dual)	1" Silk Dome	1" Silk Dome	1" Silk Dome (dual)	1" Silk Dome
▶ Woofer	4" Metal Cone	4" Metal Cone (dual)	4" Metal Cone (dual)	6½" Metal Cone	6½" Metal Cone (dual)	6½" Metal Cone (dual)
▶ Subwoofer	N/A	N/A	N/A	N/A	N/A	N/A
▶ Crossover Frequency	3000 Hz	3000 Hz	3000 Hz	2700 Hz	3000 Hz	2700 Hz
▶ Impedance	8 Ohms	4 Ohms	4 Ohms	8 Ohms	4 Ohms	6 Ohms
▶ Frequency Response	60 Hz to 20,000 Hz (± 3dB)	55 Hz to 20,000 Hz (±3dB)	55 Hz to 20,000 Hz (±3dB)	45 Hz to 20,000 Hz (±3dB)	45 Hz to 20,000 Hz (±3dB)	45 Hz to 20,000 Hz (±3dB)
▶ Power	100 Watts	150 Watts	150 Watts	150 Watts	200 Watts	200 Watts
▶ Sensitivity	86dB (2.83V/1M)	88dB (2.83V/1M)	89dB (2.83V/1M)	87dB (2.83V/1M)	90dB (2.83V/1M)	90dB (2.83V/1M)
▶ Dimensions	11½" H 6¾" W 10¼" D	11½" H 12" W 6¼" D	18" H 6¾" W 10¼" D	14½" H 8¾" W 11½" D	14" H 16" W 8½" D	22" H 8¾" W 11½" D
▶ Weight	14 Lbs.	20 Lbs.	20 Lbs.	24 Lbs.	30 Lbs.	37 Lbs.

\*LCR= Can be used as Left, Center or Right



	641-SE	1044-SE	1266-SE	12-SE	1212-SE	1010-SEN	1010-SEP
▶ System Type	3-Way Tower	3-Way Tower	3-Way Tower	Powered Subwoofer	Powered Subwoofer	Non-Powered Subwoofer	Powered Subwoofer
▶ Tweeter	1" Silk Dome	1" Silk Dome	1" Silk Dome	N/A	N/A	N/A	N/A
▶ Woofer	4" Metal Cone	4" Metal Cone (dual)	6½" Metal Cone (dual)	N/A	N/A	N/A	N/A
▶ Subwoofer	6½" Metal Cone (dual)	10" Metal Cone	12" Metal Cone	12" Metal Cone	12" Metal Cone (dual)	10" Metal Cone (dual)	10" Metal Cone (dual)
▶ Crossover Frequency	150 Hz & 3000 Hz	100 HZ & 3000 Hz	100 HZ & 2700 Hz	40 Hz to 100 Hz (Variable)	40 Hz to 100 Hz (Variable)	N/A	40 Hz to 100 Hz (Variable)
▶ Impedance	4 Ohms	4 Ohms	4 Ohms	N/A	N/A	4 Ohm	N/A
▶ Frequency Response	45 Hz to 20,000 Hz (± 3dB)	30 Hz to 20,000 Hz (±3dB)	27 Hz to 20,000 Hz (±3dB)	24 Hz to 180 Hz (±3dB)	18 Hz to 180 Hz (±3dB)	24 Hz to 180 Hz (±3dB)	20 Hz to 180 Hz (±3dB)
▶ Power	180 Watts	200 Watts	250 Watts	300 Watt Amplifier	400 Watt Amplifier	350 Watts	350 Watt Amplifier
▶ Sensitivity	85dB (2.83V/1M)	88dB (2.83V/1M)	88dB (2.83V/1M)	N/A	N/A	90dB (2.83V/1M)	N/A
▶ Dimensions	39" H 6¾" W 10" D	42" H 6¾" W 15½" D	48" H 8¾" W 16½" D	18" H 15½" W 18" D	18" H 15½" W 18" D	30" H 13¼" W 18" D	30" H 13¼" W 19½" D
▶ Weight	43 Lbs.	62 Lbs.	90 Lbs.	55 Lbs.	65 Lbs.	78 Lbs.	85 Lbs.



**RBH Sound, Inc.**  
Layton, Utah • USA  
800.543.2205 • 801.543.2200  
Fax: 801.543.3300  
www.rbhsound.com