

# SANSUI

## 1980 HI-FI GUIDE

Only hi-fi,  
everything hi-fi.





For years professionals in hi-fi magazines as well as the true music lovers have always applauded the remarkable performances of ALL SANSUI products. The main reason for this success lies in the company's policy of concentrating its efforts strictly on the development of pure hi-fi equipment - only hi-fi, everything hi-fi !

More than once this resulted in dramatic breakthroughs and improvements with an impact not only on SANSUI, but on the entire world of hi-fi technology. Our exclusive DD/DC-circuitry has been widely accepted as a landmark in the search for the most natural sound reproduction. TIM distortion, first thoroughly studied and applied by SANSUI will soon be recognized as the vital parameter in judging the quality of an hi-fi component. All our components are designed with meticulous care to match the very high SANSUI quality standards. The following pages can only show you and tell you about part of the all-excelling quality of the SANSUI-equipment. A visit to your SANSUI-dealer will convince you completely. We're all hi-fi at SANSUI.



## THE SANSUI VISION ON AMPLIFIERS AND TUNERS

### AU-719 / AU-919 Integrated "Straight DC" Amps With Exclusive DD/DC Circuitry

Outstanding output : 90 or 110 W/ch. High slew rate, a fast rise time, very low TIM-distortion along with very low THD, these are the significant advantages of the exclusive Diamond Differential-DC Circuitry (DD/DC) (Pat. Pend.). Both AU-719 and AU-919 have SANSUI's "Straight DC"-design : superb frequency response. Multiple power supply so as to ensure all circuits get the optimal amount of power. The AU-919 further features a built-in MC (Moving Coil) head amp with low-noise circuitry. Other facilities: MUTING SWITCH, SUBSONIC FILTER, TWO-DECK DUBBING/MONITORING, DEFEAT SWITCH, TURNOVER FREQUENCY SWITCHES. PRE-MAIN SWITCH and JUMP SWITCH are extras for the AU-919. Complete equipment for the purest hi-fi sound. No wonder that our AU-919 was elected "**Recommended Best-Buy**" by the British hi-fi magazine "**HI-FI Choice**".

### TU-719 / TU-919 DIGITALLY QUARTZ-LOCKED AM/FM Stereo Tuners

Two strictly hi-fi tuners of the supreme class, featuring excellent static and dynamic performances. Exact tuning is guaranteed : digital indication (TU-719) or two precision meters (TU-919). Tuned-in stations can't drift out of tune : the patented quartz-locked tuning system stands guarantee for an undisturbed reception. Other features : WIDE/NARROW FM selection, high-accuracy POWER SUPPLY, NOISE CANCELLER (TU-719), AUTOMATIC NOISE FILTER (TU-919). Solid SANSUI material for truly solid SANSUI performances.





## PURE SANSUI QUALITY AT AN ACCESSIBLE PRICE

### AU-117 Mk II Integrated Stereo Amplifier

SANSUI's new best-buy amp also benefits from our refined technology and our 30 years of hi-fi experience, performing strictly hi-fi up to the full volume setting. It indeed sounds louder and clearer than conventional amplifiers with identical static specifications. Superior musical quality guaranteed by the very steady power supply avoiding any interference in the clean hi-fi reproduction. Preamp is directly coupled to the power amp. Tone control circuit is incorporated in the negative feedback loop, thus ensuring the purest musical quality while tailoring your music to your taste. Very high phono overload. The material used is on a level with the outstanding performances. And even on the lowest-priced amp you'll find all the necessary facilities: HIGH FILTER, efficient BASS/TREBLE CONTROL, very sensitive BALANCE CONTROL, LOUDNESS SWITCH, TAPE MONITORING and HEADPHONE CONNECTION. Complete and pure, pure SANSUI!

### AU-217 Mk II Integrated Stereo Amplifier

**"Recommended Best-Buy"** of the British magazine **"HI-FI Choice"**. Features the same pure performance qualities as the AU-117 Mk II, but with an output of 40 W/ch. Still improved musical response by the use of the unique current-differential push-pull driver (Pat. Pend.) in the middle stage of the power amp. Facilities: HIGH FILTER, LOUDNESS SWITCH, TAPE MONITOR, PHONO SUB-SONIC FILTER, etc. Sophisticated amp, fair price.

### TU-217 AM/FM Stereo Tuner

The outstanding matching radio-part for the AU-117 Mk II and AU-217 Mk II. Very high sensitivity. All signals are received with an equal, exceptional stability. Clear stereo image with the phase-locked loop IC stereo demodulator. Separate transformer taps ensure AM reception with minimum noise. Twin precision meters for TUNE and SIGNAL. Facilities: LED light for stereo reception, FM MUTING switch. TU-217 top level musical quality, but low level price.



TU-317  
AU-317 II



TU-417  
AU-417



## PURE SANSUI QUALITY AT AN ACCESSIBLE PRICE

### AU-317 Mk II Stereo DC Amplifier

DC-technology omitting capacitors in the vital signal path for purer musical quality. Twin power protection circuit safeguards both your amp and speakers. Newly designed phono equalizer reduces TIM distortion in the preamp. DEFEAT switch for bypassing the tone controls. Refined facilities : BASS/TREBLE CONTROLS, BALANCE CONTROL, HIGH FILTER, LOUDNESS SWITCH, TAPE MONITOR, HEADPHONE CONNECTION, PHONO SUBSONIC FILTER, dB CALIBRATED VOLUME CONTROL, MIC MIXING and SPEAKER SELECTION SWITCH.

### TU-317 AM/FM Stereo Tuner

Highly reliable IC stereo demodulator ensures an extraordinary wide stereo image. Remarkable sensitivity reproduces all stations with true hi-fi purity. NOISE CANCELLER still improves reception of remote stereo stations. Twin SIGNAL/TUNE meters, MUTING SWITCH, LED light indicating stereo reception. Smashing tuner with smashing performances, fairly priced.

### AU-417 Integrated DC Stereo Amplifier

Another SANSUI amplifier chosen as **"Recommended Best-Buy"** by the prominent British magazine **"HI-FI Choice"**. Goodlooking professional appearance ! Exceptional performances ! Respectable output power of 65 W/ch. High slew rate, fast rise time by the use of the advanced DC-technology. Versatile : two-deck record/monitor facilities with a unique record selector - you can still listen to your tuner while recording or dubbing other sources -, two phono facilities. Eight precision transistors in each channel of the preamp enhance pure musicality. Other facilities : calibrated BASS/TREBLE CONTROLS, WARNING LIGHT for mishap-detection, TONE DEFEAT, INPUT SELECTOR. Highly sophisticated, highly musical at a reasonable price.

### TU-417 AM/FM Stereo Tuner

Appearance-performance mate for AU-417. Highly sensitive frontend for highly hi-fi performances : low distortion, low noise, extremely wide frequency range. Complete equipment with twin meters for TUNE and SIGNAL, LED STEREO LIGHT, FM NOISE CANCELLER, MUTING SWITCH, OUTPUT LEVEL CONTROL.





## SANSUI AT THEIR BEST !

### AU-X1 Ultra-High Speed DD/DC Amplifier

Exclusive Diamond Differential/DC Circuitry (DD/DC) (Pat. Pend.) in the power amp and phono equalizer ensures an astonishing slew rate (260V/ $\mu$ sec), super rise time (0.5  $\mu$ sec) and an ultra-low TIM-distortion (0.008%) : absolute top level quality. Unknown versatility : preamp and power amp can be used independently, two turntables, two tuners or up to four tape decks can be connected simultaneously. Two PRE-OUT, POWER-IN terminals. Extra facilities : JUMP SWITCH, SUBSONIC FILTER, POWER AMP SEPARATION SWITCH, MC (MOVING COIL) SWITCH. Perfect amp from perfect SANSUI.

### TU-X1 Super Integrated AM/FM Stereo Tuner

Features DC Composite signal amp ensuring fabulous static and dynamic performances. Completely independent FM and AM sections. AM section with unique synchronous detector. Double output facilities, FM AUTOMATIC NOISE FILTER (Pat. Pend.). 400 Hz CALIBRATION SWITCH, FM MULTIPATH METER and more.

### CA-F1 Straight DC Stereo Control Amplifier with DD/DC Circuitry


Outstanding frequency response. Very low THD (0.005%). Very high S/N ratio ! Virtually no TIM distortion (0.005%). Musical quality of the highest level by the use of special wiring assuring a freer flow of the signal. Highly sophisticated built-in MC head amp. Ideal high-power regulation by the toroidal transformer. Facilities : TONE DEFEAT, SUBSONIC FILTER and OUTPUT SELECTOR.

### BA-F1 Stereo Power Amplifier with DD/DC Circuitry

Power output 110 W/ch. THD 0.008%. TIM distortion 0.008%. Superb transient response and fabulous steady-state characteristics. Highly sophisticated power supply with four large reserve capacitors : stability beyond all actual standards. Clean signal path with monophonic construction. Twin power level meters with peak reading. Elaborate protection circuitry. For the purest natural hi-fi-sound there is.



SE-5  
SE-7



### SE-7 High Fidelity Stereo Graphic Equalizer

Compensate for your room's acoustics or tailor the sound to your personal taste: emphasize or de-emphasize any particular frequency band ( $\pm 12$  dB). Superior specifications. Independent left and right controls of 10 centre frequencies. Tape dubbing facilities. DEFEAT position. Mattblack or metallic finish. The real professional touch to your home hi-fi studio.

### SE-5 High Fidelity Stereo Graphic Equalizer

Your music as you really like it. Outstanding tonal quality and superb specifications. Eight separate centre frequency controls ( $\pm 12$  dB) for left/right channels. DEFEAT position for instant comparison of compensated and original sound. The real studio-touch to your SANSUI hi-fi rig!

MA-7  
AX-7



## SANSUI'S AUDIOPHILE OPTIONS

### AX-7 Audio Console: The Total Mixer/Control Machine

For the audiophile who wants his own studio with professional capabilities at home. It's a truly versatile 6-in/2-out audio mixer with built-in reverb unit. Play all sources, 3 stereo tape decks, mic/guitar, etc. Mix line inputs with up to 4 mic inputs. Its practical applications are unlimited.

### MA-7 Monitor Console with Cue Monitor Speakers

The ideal mate for your AX-7 Audio Console. Two large meters for VU, Peak Reading, Peak Hold. Built-in 400 Hz/10 kHz oscillator to evaluate your tape-deck's capabilities. Mini-sized Cue Monitor Speakers have their own amp.

AT-15L



RA-900



### AT-15L Precision Audio Program Timer

The audio accessory without a sound but with an unknown versatility. Random ON/OFF setting. Built-in memory. Sleep timer. Timer counter up to two hours. Digital clock with fluorescent display for seconds, too. Rack mountable. Also available in short front panel versions.

### RA-900 Solid State Mixer Reverberation Amplifier

This highly versatile component features an adjustable reverberation time. Effect is colourfully displayed on the front panel. Mic/guitar can be connected all while mixing with source is possible. Reverberation can be added either at recording or playback mode. Facilities for two decks. Superior specifications. Rack-mountable.



## NEW SANSUI RECEIVERS

ALL IN ONE

AND HIGHLY HI-FI



### THE NEW G-700 SERIES : DC STEREO RECEIVERS WITH EXCLUSIVE DIGITALLY QUARTZ-LOCKED TUNING

The G-700 series incorporates our most significant recent technological breakthroughs to create receivers with the highest standard of sound actually available, along with contemporary good looks. Each one of them features SANSUI's original **DC-technology** in the amp section assuring high slew rate, fast rise time and very low TIM distortion. These characteristics guarantee an always beautiful and natural reproduction of your music.

Apart from these dynamic characteristics the new receivers of course feature also excellent SANSUI static performances (THD, power output, frequency response etc.). The power supply has drawn our special attention : each circuit will always be fed with the optimal amount of power. No circuit ever starves. The power protection circuits in each of these new receivers safeguard both your amp and your speakers.

The tuner section of each of the G-700 series is no less advanced. Accurate tuning is eased by the digital display system, with twin digital TUNING/SIGNAL indica-

tors. The patented Digitally Quartz-Locked FM tuning system guarantees an impeccable and drift-free reception of the tuned in station. Indeed, if the station starts to drift out of tune, the error is immediately detected by a frequency counter and the station is brought back into life instantly. The results of these SANSUI exclusive features are quite obvious : improved selectivity, high signal to noise ratio and an excellent stability.

The technologically sophisticated interior is ideally complemented by the solid and visually attractive appearance. The largely dimensioned front panel with the soft-feeling switches and knobs is really user oriented.

The LED peak power-level display provides a constant visual indication of the amount of power sent to your speakers.

In the wide power and price range of the G-700 series you'll surely find the model you've been looking for.

From SANSUI, where it's all hi-fi.

### G-9700 Pure Power DC Stereo Receiver

The top-of-the-line model with an output of 200 W per channel. No more than 0.02% THD. Slew rate 80 V/usec. Rise time 1.4 usec. TIM-distortion 0.02%. DC-design improves the natural sound reproduction. Toroidal power transformer guarantees superb circuit stability. Both amp and speakers are safeguarded by a triple protection circuit. Highly hi-fi power amp section. Advanced tuning section with high selectivity. Impeccable reception due to the patented Digitally Quartz-Locked tuning. Twin digital indicators for easiest, most accurate tuning. Lots of facilities : LED PEAK POWER LEVEL DISPLAY, TAPE MONITORS, SOURCE MONITOR, MIC MIXING, TRIPLE TONE CONTROLS, HIGH and SUBSONIC FILTERS, LOUDNESS, FM MUTING. Loud and clear, complete and completely hi-fi, from SANSUI where it's all hi-fi.





G-7700




G-5700



G-6700



G-4700



G-5500

### G-7700 Pure Power DC Stereo Receiver

High output power : 120 W/ch. Very low distortion : 0.025% THD. SANSUI-refinements : Digitally Quartz-Locked tuning and digital SIGNAL/TUNE display, LED peak power level indicators. TAPE MONITORS, SOURCE MONITOR, MIC MIXING, HIGH and SUBSONIC FILTERS, AUDIO MUTING, FM MUTING. Outstanding value for your money.

### G-6700 Pure Power DC Stereo Receiver

No less than 90 W/channel. Very low distortion : 0.025% THD. Features the same facilities as the remarkable G-7700.

### G-5700 Pure Power DC Stereo Receiver

Comfortable output of 75 W/ch. THD no more than 0.03%. Quartz-locked tuning and digital frequency display. Highly sensitive tuner. Pure power amp. Facilities : LED peak power level indicators, TAPE MONITORS, FM MUTING, AUDIO MUTING, LOUDNESS, SPEAKER SELECTION. Strictly hi-fi, most versatile in its price range.

### G-4700 Pure Power DC Stereo Receiver

Respectable output of 50 W/ch. THD no more than 0.05%. High-value advantages of the higher-priced models included. Economic but purely hi-fi, from SANSUI, where it's all hi-fi.


### G-5500 Pure Power DC Stereo Receiver With Mic Mixing

This outstanding DC-Stereo receiver features exceptional performances, pure musical quality, wide versatility and... a price that's hard to believe. The DC-power amp ensures high slew rate, fast rise time, thus dramatically reduced TIM-distortion. Result : Highly improved musical performance. The reliable power protection circuit with IC guarantees an always safe operation. The phono equalizer - of an advanced design - assures an unclipped reproduction, however wide the dynamic range. Exceptional FM sensitivity. Even AM listening is dramatically improved. G-5500 : a superb receiver at a very reasonable price.



## SANSUI'S NEW TA-300 AND TA-500 : MORE THAN JUST RECEIVERS...

We indeed prefer to call them both integrated tuner/amplifier instead of just receiver. Their performances - from the tuner as well as from the amp section - excel most other conventional receivers' performances. They indeed feature impressive static and dynamic characteristics. A complete new look in receivers.



G-401



G-301

### G-401 Pure Power Stereo Receiver

Excellent output of 40 W/ch. THD 0.1%. Clean, full-bodied musical performance guaranteed with the use of direct coupled power amplifier. Sensitive frontend improves FM reception. New PLL demodulator assures superb FM sound. Facilities : TAPE MONITOR, LOUDNESS, FM MUTING, MIC MIXING. Clear and complete !

### G-301 Pure Power Stereo Receiver

Pure output of 26 W/ch. THD 0.1%. Uncoloured performance from equalizer to direct-coupled power amplifier. Purely hi-fi tuner with advanced frontend. Facilities : TAPE MONITOR, LOUDNESS, FM MUTING, MIC MIXING. True hi-fi sound for a true music lover.



TA-300  
TA-500

### TA-500 DC Integrated Tuner-Amplifier

Technology for this highly sophisticated tuner-amp descends from our distinguished line of AU/TU series of integrated amplifiers and tuners. The amplifier section uses the equalizer-out direct-to-DC-power amp-in design so as to obtain purer musical tonality. The advanced DC-design with a Dual-FET input plus Low-noise IC ensures superb transient response characteristics along with colourfree musicality and really dimensioned stereo-images. Always plentiful of energy reserve with the separate dual-voltage circuits. Twin power protection safeguards both amp and speakers. Unique phono-equalizer for more realistic dynamic range and lower noise from records. All true hi-fi. Nothing but strict hi-fi performances from the tuner section : very sensitive frontend guarantees extreme stability : even AM listening is substantially improved. TA-500 perfectly musical !

### TA-300 Integrated Tuner-Amplifier


Power output : respectable 30 W/ch. The power amp section features purer musical tonality from the straight signal path. Better transient response and finer sound quality by the use of the low-noise IC in the driver amp. Highly sophisticated phono equalizer. Tuner section with extreme stability due to the very sensitive frontend. An exclusive high-integration IC improves AM listening. Other features : FM MUTING and TWIN TUNING METERS. TA-300 : technologically sophisticated ; strictly hi-fi, at a fair price.



SC-5300  
SC-5330



SC-3300  
SC-3330



## NEW FRONTIERS WITH SANSUI'S METAL TAPE CASSETTE

### SC-5330/5300 Direct-O-Matic Stereo Cassette Deck with Metal Tape Facility

Sophisticated drive system with two motors. Very accurate tape speed without any reel drag on the capstan. Full logic control LSI (Large Scale IC) allows a number of versatile automatic functions. Auto play, auto repeat, memory auto play with memory stop, and memory auto repeat. Featherlight button operations. Special double gap ferrite erase head and a new "iron-silicon-aluminium" compound Rec/Play head, along with wide-range/high-linearity DC amps (EQ, flat and recording amps) ensure full Metal tape compatibility. This advanced deck features truly superb specifications: wow/flutter: 0.038%; S/N ratio 69 dB; extended frequency response: 20 to 21,000 Hz (Metal tape). Other useful special features: AUTO TAPE LEAD-IN SYSTEM, roller coupled holdback tension mechanism, LARGE VU METERS with 5 LED PEAK INDICATORS. DOLBY NOISE REDUCTION SYSTEM\* (with DEFEAT), TIMER RECORDING/PLAYBACK, REC. MUTE facility. MIC/LINE MIXING. Really the best in today's deck engineering.

#### SPECIFICATIONS

Frequency Response: Metal tape 20-21,000 Hz; Chromium tape 20-19,000 Hz. Wow/Flutter: 0.038%. S/N Ratio 69 dB (Dolby in). Dimensions: SC-5330: 482 mm W x 187 mm H x 318 mm D (with handles). SC-5300: 436 mm W x 188 mm H x 304 mm D. Weight: SC-5330: 9.0 kg; SC-5300: 8.5 kg.

\* Dolby is a trademark of Dolby Laboratories Inc.

### SC-3330/3300 Direct-O-Matic Stereo Cassette Deck with Metal Tape Facility

Essentially the same deck as the SC-5330 but without the automatic functions. Special heads and electronic circuits to handle metal tape: the amp circuits feature low noise performance with wide dynamic range. LSI full logic control excludes operation damage to tape or deck. Two DC motors ensure accurate and reliable drive. Auto tape lead-in automatically bypasses the first "bad" inches of the tape. The unique wide range LED bar-graph meters help you to adjust the recording level. Other special features: roller-coupled holdback tension mechanism, MEMORY STOP, TIMER START, REC. MUTE, DOLBY NR SYSTEM, DIRECT-O-MATIC loading. Outstanding performances worth the SANSUI-label.

#### SPECIFICATIONS

Frequency Response: Metal tape: 20-18,000 Hz; Chromium tape: 20-17,000 Hz. Wow/Flutter: 0.04%. S/N Ratio: 69 dB (Dolby in). Dimensions: SC-3330: 482 mm W x 160 mm H x 316 mm D (with handles); SC-3300: 433 mm W x 160 mm H x 304 mm D. Weight: SC-3330: 8.15 kg; SC-3300: 7.4 kg.





SC-1300  
SC-1330




## DECKS !

### SC-1330/1300 Direct-O-Matic Stereo Cassette Deck with Metal Tape Facility


Particularly good performance-to-cost ratio. Outstanding in tonal quality. Special heads and electronics ensure full metal tape capability. 16 LED's per channel of the LED bargraph, meter to assure maximum dynamic range and minimum noise/distortion. Roller-coupled holdback tension mechanism guarantees constant tape-to-head contact and prevents tiny vibrations of the moving tape from reaching the heads. Wow/flutter 0.05%, excellent signal-to-noise ratio 69 dB. Frequency response (Metal tape) 20 to 18,000 Hz ! Still more features : three-stage, direct-coupled equalizer amplifier, one-touch TAPE LEAD-IN system, REC. MUTE, TIMER START, illuminated tape counter, independent input/output level control, Dolby NR. Truly hi-fi at more than a reasonable price.

#### SPECIFICATIONS

Frequency Response : Metal tape : 20-18,000 Hz : Chromium tape : 20-17,000 Hz. Wow/Flutter : 0.05% S/N Ratio 69 dB (Dolby in). Dimensions : SC-1330 : 482 mm W x 160 mm H x 320 mm D (with handles) : SC-1300 : 433 mm W x 160 mm H x 320 mm D. Weight : SC-1330 : 6.85 kg : SC-1300 : 5.9 kg.



## D-90 FRONT-LOADING STEREO CASSETTE DECK WITH DOLBY SYSTEM



The outstanding cassette deck from the **sensational SUPER COMPO series !** Fine tonal quality, outstanding cost-to-performance value. These guiding design policies of the D-90 were achieved with a result never expected. The front-loading with SOFT EJECT design, the large VU's,

the independent BIAS and EQ switches and the extremely accurate drive system are just a few of the big advantages. Respectable specifications : wow/flutter 0.055%, S/N ratio 69 dB, frequency response 20 to 16,000 Hz. Truly complete with the Dolby NR system, simple input level control, timer standby. This excelling D-90 has been designed as a part of the new highly hi-fi **SANSUI SUPER COMPO series**. A sensational series that offers unbelievable hi-fi performances at an unbelievable price. This new series contains interchangeable all truly hi-fi components - tuners, amplifiers, receivers, turntables, specially designed audio-cabinets - for each of which the D-90 is the outstanding deckmate. All components are brilliant in performance as well as in appearance. For more information about this fabulous series, just ask for the special **SANSUI SUPER COMPO** brochure.







## “MR. COMPUTER” TURNTABLES FROM SANSUI : TO ENJOY RECORD-PLAYING TO THE FULL!

### **XR-Q9 Fully Automatic Computerized Quartz-Servo Direct-Drive Turntable with D.O.B. Tonearm**

A truly all-excelling turntable. Just check out the advanced features : like a newly developed quartz-servo with magnetic pattern detection for unprecedented platter speed ; the ease, speed, accuracy and incredible smoothness of its tonearm driven by a separate computer-controlled motor. This D.O.B. (Dyna Optimum Balanced) straight tonearm (Pat. Pend.) gives the stylus a greater tracking freedom and makes it immune to acoustic feedback. The latter is still further diminished by the floating subbase structure. Wow/flutter 0.018% (WRMS) and 78 dB S/N ratio. Light-touch up-front controls to operate turntable even with closed lid.

#### **SPECIFICATIONS**

Motor : 20-pole, 30-slot DC brushless. Wow/Flutter : 0.018% (WRMS). S/N Ratio : 78 dB (DIN-B). Dimensions : 485 mm W x 145 mm H x 405 mm D. Weight : 12.5 kg.

### **FR-Q5 Full-Automatic Computerized Quartz-Servo Direct-Drive Turntable with D.O.B. Tonearm**

Like the XR-Q9, the FR-Q5 uses an independent tonearm motor. Operation is computerized by employing a kind of electronic brain and optical sensors : highly accurate, reliable and safe. The all-new magnetic-pattern detection system corrects any speed deviation in less than the blink of an eye. The S-shaped D.O.B. tonearm (Pat. Pend.) ensures incredible accuracy. The brushless, saturable core motor guarantees smooth, high rotation and high torque. Wow/flutter 0.018% WRMS, S/N ratio 75 dB. Still interesting features : light-touch up-front operation controls, auto repeat, direct-read out anti-skate, tracking force direct-readout dial. Marvellously musical and hi-fi !

#### **SPECIFICATIONS**

Motor : 20-pole, 30-slot DC brushless. Wow/Flutter : 0.018% (WRMS). S/N Ratio : 75 dB (DIN-B). Dimensions : 440 mm W x 133 mm H x 385 mm D. Weight : 6.9 kg.

### **FR-D4 Full Automatic Computerized Direct-Drive Turntable with D.O.B. Tonearm**

Completely automatic, completely accurate, completely safe, because of D.O.B. “thinking” tonearm, computerized for unprecedented precision. A central processing unit monitors the moment-to-moment position of the arm, oversees the functions of the separate motor for lifting and returning the arm. Tracking is accurate, reproduction clear, musicality fine. The short-stroke switches on the frontpanel require only a light finger-pressure to operate. Truly spectacular specifications : wow/flutter 0.028% (WRMS) and 72 dB S/N ratio. Important features : easy-to-read strobe, pitch control, direct readouts of anti-skate and tracking force, and still more. Highly accurate, highly musical, reasonable price.

#### **SPECIFICATIONS**

Motor : 20-pole, 30-slot DC brushless. Wow/Flutter : 0.028% (WRMS). S/N Ratio : 72 dB (DIN-B). Dimensions : 440 mm W x 133 mm H x 385 mm D. Weight : 6.3 kg.





## SANSUI'S SEMI-AUTOMATIC AND MANUAL TURNTABLES : REAL VALUE FOR MONEY!

### FR-D 3 Automatic Return/Shut-off Direct-Drive Turntable

This popularly-priced semi-automatic turntable features excellent accuracy and convenience. Its brushless high-torque saturable core direct-drive motor guarantees virtually noiseless operation at all times and a very high speed accuracy. Specs are spectacular : 0.028% (WRMS) wow and flutter ; 72 dB signal-to-noise ratio. The highly sensitive S-shaped tonearm tracks even the most heavily modulated record grooves with only about one gram stylus pressure. Die-cast headshell of low porosity aluminium for still cleaner reproduction. The cabinet with a proven no-how design features slim, smart looks. Controls including fine speed adjustments on the front panel. Other features : wide band strobe, a disc-hugging mat, automatic return and shut-off, and more select SANSUI features.

#### SPECIFICATIONS

Motor : 20-pole, 30-slot DC brushless. Wow/Flutter : less than 0.028% (WRMS). S/N Ratio : better than 72 dB (DIN-B). Dimensions : 440 mm W x 130 mm H x 385 mm D. Weight : 6 kg.

### SR-B200S 2-Speed Automatic Return/Shut-off Belt-Drive Turntable

The convenience of automatic return and shut-off and SANSUI high standards of precision in a pleasantly priced turntable. The advanced 4-pole synchronous motor guarantees high rotational torque, thus accurate platter rotation and precise speed. The special design of the cabinet and the insulators shut out virtually all outside vibrations. Highly effective overall features : a high S/N ratio (65 dB) and immunity to acoustic feedback (howling). S-shaped tonearm of precision tubing for low mass makes tracking more accurate. Good looks, good sounds, from SANSUI, where it's all hi-fi.

#### SPECIFICATIONS

Motor : 4-pole synchronous. Wow/Flutter : less than 0.07% (WRMS). S/N Ratio : better than 65 dB (DIN-B). Dimensions : 454 mm W x 130 mm H x 367 mm D. Weight : 4.8 kg.

### SR-222 Mk II Two-Speed Belt-Drive Manual Turntable

Elected "**Recommended Best-Buy**" by the British magazine "**Hi-Fi Choice**". Performances, finish, price, really to please. The S-shaped beautifully sensitive tonearm features an accurate record groove tracking. The four pole frequency servo synchronous motor along with the time tested belt-drive mechanism deliver silent platter operation. Specially designed motor suspension assures extra large howling margin. Last but not least : the beautiful black luster centre cabinet design is distinguished by non-resonating characteristics. (Thick heavy particle board is used). Pure Sansui overall quality at a price to please.

#### SPECIFICATIONS

Motor : 4-pole synchronous. Wow/Flutter : less than 0.045% (WRMS). S/N Ratio : better than 68 dB (DIN-B). Dimensions : 452 mm W x 139 mm H x 370 mm D. Weight : 6.0 kg.





ES-209



ES-207



ES-P305



ES-P303



ES-P301

## EUROPEAN SOUND FROM SANSUI

By using new technics and especially by following a new designing procedure, in which the subjective quality plays a very important part, SANSUI has succeeded in developing new speaker systems with a clear European sound. They'll meet the hardest requirements of even the most exigent European connoisseur.

### ES-209 / ES-207 Two-Way Speaker Systems with Passive Radiator

While developing this series we consulted the supreme hi-fi judge : the human ear. However perfect the computer design, the final subjective listening test may prove disappointing, as the human hearing is very complex. So the SANSUI engineers produced these loudspeakers in the spirit of musical reproduction as well as technical perfection. No wonder then, that the ES-series was heartwarmingly welcomed at its introduction to the European market. The brilliant ES-207 was even a "Recommended Best-Buy" of the British hi-fi magazine "HI-FI Choice". The exceptional clarity

along with the rich musical performance is indeed impressive. Both ES-209 and ES-207 feature a passive radiator system rendering bass reproduction truly exceptional. The new-style tweeter delivers excellent linearity and transient response with negligible colouration and distortion. The sophisticated crossover network assures an optimal musical quality and absolute colourfree reproduction. From SANSUI, where it's all hi-fi.

### ES-P301 / 303 / 305 SANSUI Technology for a True European Sound

Real European, highly efficient and sensitive, these speaker systems of the infinite baffle type meet the highest requirements of the European connoisseur. They have a European design, a European sound and even a European price. Their high sensitivity always ensures a natural room-filling sound. Their cabinet is made of top quality European wood, and they are finished with special damping material. No single spu-

rious resonance can ever occur. We won't hide the speakers : just remove the front grille - easy - and admire them ! In the ES-P301 you'll find two speakers, while ES-P303/305 got three speakers. But any of these speaker systems is superb. As we developed them while listening, you should judge them while listening to them. Your SANSUI dealer will surely welcome you !

#### SPECIFICATIONS

**ES-207** - Woofer : 200 mm cone type. Tweeter : 25 mm dome type. Passive radiator : 200 mm. Max. input power : 90 W. Impedance 8 Ohms. Dimensions : 282 mm W x 593 mm H x 281 mm D. Weight : 14.75 kg.


**ES-209** - Woofer : 200 mm cone type. Tweeter : 25 mm dome type. Passive radiator : 250 mm. Max. input power : 110 W. Impedance 8 Ohms. Dimensions : 335 mm W x 670 mm H x 292 mm D. Weight : 19 kg.

**ES-P301** - Woofer : 203 mm cone type. Tweeter : 50 mm cone type. Max. input power : 40 W. Impedance 8 Ohms. Dimensions : 270 mm W x 490 mm H x 215 mm D. Weight : 5.75 kg.

**ES-P303** - Woofer : 203 mm cone type. Midrange : 100 mm cone type. Tweeter : 50 mm cone type. Max. input power : 60 W. Impedance 8 Ohms. Dimensions : 285 mm W x 510 mm H x 210 mm D. Weight : 7.95 kg.

**ES-P305** - Woofer : 255 mm cone type. Midrange : 100 mm cone type. Tweeter : 50 mm cone type. Max. input power : 80 W. Impedance 8 Ohms. Dimensions : 300 mm W x 540 mm H x 220 mm D. Weight : 8.8 kg.





### J-33 Compact in Dimensions, Great in Sound

If you want a compact high-performance speaker system, there is now the J-33 with air-suspension performance. Three technical points are the key to the marvellous result. One : a solid and meticulously crafted enclosure. Two : a team of first class speaker units, and three : a carefully designed crossover-network. It's all simple, but you've got to find out. SANSUI did !

### J-11 Two-Way Mini Speaker System with Unique Passive Radiator.

This impressive, small speaker system reproduces the rich bass sound of most systems lots of times bigger. Our secret : the unique passive radiator. The mids and the highs are also reproduced with an unbelievable crystal clarity. Giant sound from a dwarf cabinet.



### SP-X 9700 / 8700 / 7700 / 6700 SANSUI's Giants

High power, high sensitivity, multi-way speaker systems. These speakers take massive power input without strain or distortion. Their sound output is impressive : an optimal tonal balance for a true musical pleasure. Their high sensitivity - up to 100 dB - nevertheless makes them sound equally impressive with small input power. Not a single sound is spoiled : the tweeters, the midrange speaker along with the large woofer reproduce the slightest nuances in your music. Moreover, the sound is widely dispersed to all corners of your room. Still more : behind the removable real-wood KUMIKO-grille there's a three-position Level Control. NATURAL, SOFT 1 and SOFT 2 to help you match response to your room's needs. Every SP-X system features a crossover network formed of low-noise, low-distortion parts noted for excellent thermal stability against high power inputs. Their clarity and dynamics will surely impress and convince you. SANSUI speakers indeed do sound perfect, and, what's more, they are truly priced to please !

**J-33** - Woofer : 210 mm cone type. Tweeter : 25.4 mm dome type. Max. input power : 60 W. Nominal impedance : 6 Ohms. Dimensions : 240 mm W x 410 mm H x 200 mm D. Weight : 7.2 kg.

**J-11** - Woofer : 100 mm cone type. Tweeter : 25.4 mm dome type. Passive radiator : 100 mm concave type. Max. input power : 60 W. Nominal impedance : 5 Ohms. Dimensions : 122 mm W x 300 mm H x 131.5 mm D. Weight : 2.9 kg.

**SP-X9700** - Woofer : 432 mm cone type. Midrange : 208 mm cone type. Tweeters (2) : 171 mm x 59 mm horn type. Supertweeters (3) : 49 mm cone type. Max. input power : 280 W. Impedance : 8 Ohms. Dimensions : 470 mm W x 688 mm H x 270 mm D. Weight : 20.3 kg.

**SP-X8700** - Woofer : 432 mm cone type. Midrange : 165 mm cone type. Tweeter : 171 mm x 59 mm horn type. Supertweeters (3) : 49 mm cone type. Max. input power : 220 W. Impedance : 8 Ohms. Dimensions : 470 mm W x 688 mm H x 270 mm D. Weight : 19.3 kg.

**SP-X7700** - Woofer : 406 mm cone type. Midrange : 121 mm cone type. Tweeter : 154 mm x 50 mm horn type. Supertweeters (2) : 45 mm cone type. Max. input power : 160 W. Impedance : 8 Ohms. Dimensions : 443 mm W x 661 mm H x 295 mm D. Weight : 17.6 kg.

**SP-X6700** - Woofer : 323 mm cone type. Midrange : 121 mm cone type. Tweeter : 154 mm x 50 mm horn type. Supertweeters (2) : 45 mm cone type. Max. input power : 130 W. Impedance : 8 Ohms. Dimensions : 383 mm W x 633 mm H x 295 mm D. Weight : 14.2 kg.



## AMPLIFIER SPECIFICATIONS

TYPE	AU-117 Mk II	AU-217 Mk II	AU-317 Mk II	AU-417	AU-719	AU-919	AU-X1	BA-F1	CA-F1
Power Output Min. RMS / 8 Ohms	2 x 25 W (20-20,000 Hz)	2 x 40 W (20-20,000 Hz)	2 x 60 W (20-20,000 Hz)	2 x 65 W (20-20,000 Hz)	2 x 90 W (10-20,000 Hz)	2 x 110 W (10-20,000 Hz)	2 x 160 W (5-20,000 Hz)	2 x 110 W (10-20,000 Hz)	—
Total Harmonic Distortion	0.17%	0.06%	0.03%	0.02%	0.015%	0.008%	0.007%	0.008%	0.005%
Slew Rate	—	—	45 V/ $\mu$ sec	50 V/ $\mu$ sec	170 V/ $\mu$ sec	200 V/ $\mu$ sec	260 V/ $\mu$ sec	200 V/ $\mu$ sec	50 V/ $\mu$ sec
Rise Time	—	—	1.4 $\mu$ sec	1.4 $\mu$ sec	0.5 $\mu$ sec	0.5 $\mu$ sec	0.5 $\mu$ sec	0.5 $\mu$ sec	0.6 $\mu$ sec
Frequency Response POWER AMP IN OVERALL	—	—	—	—	DC-400 kHz	DC-500 kHz	DC-500 kHz	DC-600 kHz	—
Dimensions with handles (W x H x D) mm	482 x 110 x 347	482 x 110 x 347	482 x 110 x 347	482 x 168 x 407	482 x 168 x 409	482 x 168 x 445	480 x 197 x 450 (No handles)	482 x 187 x 450	482 x 60 x 435
Weight	6.7 kg	8.3 kg	9.8 kg	12.2 kg	16.0 kg	21.4 kg	27.7 kg	20.4 kg	6.1 kg

## TUNER SPECIFICATIONS

TYPE	TU-217	TU-317	TU-417	TU-719	TU-919	TU-X1
FM Sensitivity (IHF T-100)	1.85 $\mu$ V	1.80 $\mu$ V	1.75 $\mu$ V	1.65 $\mu$ V	1.54 $\mu$ V	1.49 $\mu$ V
FM Frequency Response	30-15,000 Hz (+0.5 dB, -1.0 dB)	30-15,000 Hz (+0.5 dB, -1.0 dB)	20-15,000 Hz (+0.5 dB, -1.0 dB)	30-15,000 Hz (+0.2 dB, -0.5 dB) (stereo)	30-15,000 Hz (+0.2 dB, -0.5 dB) (stereo)	20-18,000 Hz (+0.2 dB, -0.8 dB) (stereo)
FM THD at 1 kHz	—	—	—	—	—	—
Mono	0.10%	0.07%	0.07%	—	—	—
Stereo	0.13%	0.09%	0.09%	0.07%	0.06%	0.03%
S/N Ratio	—	—	—	—	—	—
Mono	78 dB	79 dB	79 dB	—	—	—
Stereo	—	—	—	76 dB	76 dB	80 dB
Dimensions with handles (W x H x D) mm	482 x 110 x 316	482 x 110 x 316	482 x 168 x 417	482 x 168 x 417	482 x 168 x 419	480 x 197 x 450 (No handles)
Weight	4.7 kg	5.3 kg	8.3 kg	9.2 kg	9.8 kg	16.2 kg

## RECEIVER SPECIFICATIONS

TYPE	G-9700	G-7700	G-6700	G-5700	G-4700	G-5500	G-401	G-301	TA-500	TA-300
Power Output Min. RMS / 8 Ohms 20-20,000 Hz	2 x 200 W	2 x 120 W	2 x 90 W	2 x 75 W	2 x 50 W	2 x 60 W	2 x 40 W	2 x 26 W	2 x 50 W	2 x 30 W
Total Harmonic Distortion	0.02%	0.025%	0.025%	0.03%	0.05%	0.03%	0.1%	0.1%	0.05%	0.06%
Slew Rate	80 V/ $\mu$ sec	60 V/ $\mu$ sec	60 V/ $\mu$ sec	56 V/ $\mu$ sec	—	56 V/ $\mu$ sec	—	—	—	—
Rise Time	1.4 $\mu$ sec	1.4 $\mu$ sec	1.4 $\mu$ sec	1.4 $\mu$ sec	—	1.4 $\mu$ sec	—	—	—	—
Frequency Response POWER AMP IN OVERALL	DC-200 kHz	DC-200 kHz	DC-200 kHz	DC-200 kHz	—	DC-200 kHz	—	—	—	—
FM Sensitivity (IHF T-100)	1.7 $\mu$ V	1.7 $\mu$ V	1.9 $\mu$ V	1.9 $\mu$ V	1.9 $\mu$ V	1.9 $\mu$ V	1.95 $\mu$ V	1.95 $\mu$ V	1.9 $\mu$ V	1.9 $\mu$ V
Dimensions (W x H x D) mm	560 x 201 x 495	505 x 182 x 422	505 x 182 x 422	465 x 177 x 405	433 x 155 x 355	464 x 181 x 408	433 x 153 x 354	433 x 153 x 354	482 x 168 x 410 (with handles)	482 x 160 x 410 (with handles)
Weight	22.2 kg	18.0 kg	16.1 kg	13.8 kg	8.6 kg	12.8 kg	8.1 kg	7.5 kg	10.9 kg	9.4 kg

## SPECIFICATIONS

**SE-7** THD : 0.008%. Frequency Response : 10 to 100 kHz (+0 dB, -1.0 dB). S/N Ratio : 110 dB. Dimensions : 482 mm W x 159 mm H x 297 mm D (with handles). Weight : 4.7 kg.

**SE-5** THD : 0.008%. Frequency Response : 10 to 100 kHz (+0 dB, -1.0 dB). S/N Ratio : 110 dB. Dimensions : 482 mm W x 110 mm H x 297 mm D. Weight : 3.9 kg.

**AX-7** THD less than 0.1% (Mic to line, reverb min). Frequency Response : Mic, guitar : 20 to 20,000 Hz (+0 dB, -1.0dB). Reverberation time : 0.2-5 sec. Dimensions : 482 mm W x 110 mm H x 299 mm D (with handles). Weight : 5.3 kg.

**MA-7 Meter amp unit.** Frequency Response : (+5 dB to -40 dB) 10 to 20,000 Hz ( $\pm$ 1.5 dB). Attack time : Peak, Peak Hold : 100  $\mu$ sec. VU : 330 msec. Dimensions : 482 mm W x 110 mm H x 347 mm D (with handles). Weight : 5.8 kg.

**Cue Monitor Speaker Unit.** Frequency Range : 80-18,000 Hz. Sensitivity : 86 dB/W. Impedance : 8 Ohms. Dimensions : 482 mm W x 110 mm H x 287 mm D (with handles). Weight : 3.1 kg.

**AT-15L** Clock type : 24 hour digital clock. AC outlet : 2 outlets, 700 W in total. Dimensions : 482 mm W x 71 mm H x 121 mm D. Weight : 1.3 kg.

**RA-900** THD : 0.05%. Frequency Response : 20-20,000 Hz (-0.5 dB). S/N Ratio : 68 dB. (Mic/guitar) 96 dB (source). Reverberation time : 0.3 sec. Dimensions : 482 mm W x 110 mm H x 299 mm D (with handles). Weight : 4.8 kg.



SANSUI AUDIO EUROPE N.V.  
UNIT 10A, LYON INDUSTRIAL ESTATE, ROCKWARE AVENUE, GREENFORD, MIDDX UB6 OAA ENGLAND / TEL. (01) 575 1133 / TELEX 89 52103

SANSUI AUDIO EUROPE N.V.  
NORTH TRADE BUILDING, NOORDERLAAN 133-BUS 1, 2030 ANTWERP, BELGIUM / TEL. (031) 42 31 40 / TELEX 33538

SANSUI ELECTRIC CO. LTD  
14-1 IZUMI 2-CHOME, SUGINAMI-KU TOKYO 168 JAPAN / TEL. 323-1111 / TELEX 232-2076

Some equipment will not be available in certain countries due to local regulations.

Design and specifications subject to change without notice for improvements.