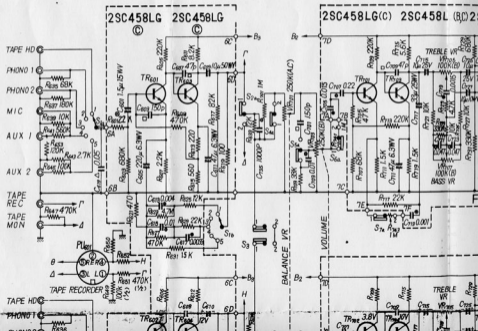
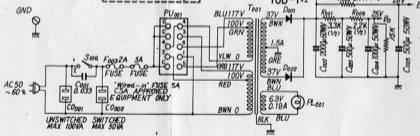
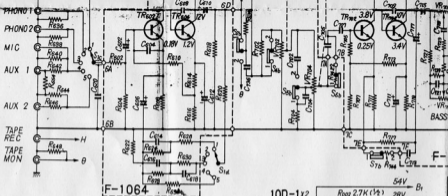
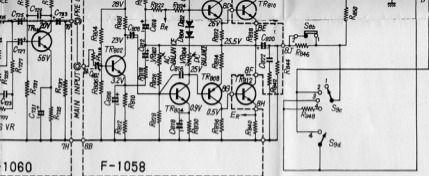


SANSUI AU-555 SCHEM



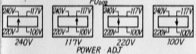


- S1 (a-d)
- 1 TA
- 2 PH
- 3 PH
- 4 AL
- 5 A
- S2 (a, b)
- 1 SO
- 2 PL
- S3 M
- 1 ST
- 2 M



1060

F-1058



- a) SELECTOR
 TAPE HEAD
 TONE 1
 TONE 2
 AUX 1 (MIC)
 AUX 2
- b) TAPE MONITOR
 SOURCE
 PLAY BACK
- MODE SW
 STEREO
 MONO
- S₄ (a, b) MUTING
 1 OFF
 2 ON
- S₅ (a, b) LOUDNESS
 1 OFF
 2 ON
- S₆ (a, b) LOW FILTER
 1 OFF
 2 ON
- S₇ (a, b) HIGH FILTER
 1 OFF
 2 ON
- S₈ (a, b) SPEAKERS DAMPING
 1 HIGH
 2 LOW
- S₉ (a-d) SPEAKERS
 1 OFF
 2 SYSTEM A
 3 SYSTEM B
 4 SYSTEM A+B
- S₁₀ (a, b) POWER
 1 OFF
 2 ON

- SYMBOL
 ● OIL
 □ MICA
 ⊙ MYLAR
 △ CERAMIC
 ⊛ TANTALUM

RESISTORS 1/4 WATT UNLESS OTHERWISE NOTED

* All rights reserved specifications subject to change without notice.



SANSUI ELECTRIC COMPANY LIMITED

Printed in Japan (790504B)