

# WM-FX321/FX323/FX325

**SONY.**

## SERVICE MANUAL

*US Model  
Canadian Model  
WM-FX321/FX323*

*AEP Model  
UK Model  
WM-FX323/FX325*

*E Model  
WM-FX321/FX323/FX325*

## SUPPLEMENT-2

File this Supplement with the Service Manual.

**Subject :**

- 1. CORRECTION**
- 2. MODEL ADDITION**  
( WM-FX323 : Tourist model  
WM-FX325 : Canadian model, Tourist model )
- 3. CHANGE OF MAIN BOARD**

(ECN-WM600851/WM600852/WM600854)  
(RPC-96021/96022)

# 1. CORRECTION

- Correct your service manual as shown below.

## EXPLODED VIEWS (Service Manual see page 20, 21. Supplement-1 see page 2, 3.)

Ref. No.	INCORRECT		CORRECT	
	Parts No.	Description	Parts No.	Description
1	X-3371-775-1	CABINET (REAR) SUB ASSY (FX321:CND)	X-3371-775-1	CABINET (REAR) SUB ASSY (FX321:CND, E)
6	3-910-909-01	TERMINAL (-), BATTERY	3-910-895-01	TERMINAL (-), BATTERY
10	3-933-646-11	BUTTON (PLAY) (FX321:CND, E/FX323)	3-933-646-11	BUTTON (PLAY) (FX321 : CND, AEP, UK, E, FX323)
11	3-933-647-11	BUTTON (STOP) (FX321:CND, E/FX323)	3-933-647-11	BUTTON (STOP) (FX321 : CND, AEP, UK, E, FX323)
12	3-933-644-11	BUTTON (FF) (FX321:CND, E/FX323)	3-933-644-11	BUTTON (FF) (FX321 : CND, AEP, UK, E, FX323)
13	3-933-643-11	BUTTON (REW) (FX321:CND, E/FX323)	3-933-643-11	BUTTON (REW) (FX321 : CND, AEP, UK, E, FX323)
54	X-3371-774-1	HOLDER (CF-B) SUB ASSY (FX321:E)	X-3371-774-1	HOLDER (CF-B) SUB ASSY (FX321 : AEP, UK, E)
56	1-467-642-21	MEGA BASS UNIT (ROTARY) (FX325)	1-467-642-31	MEGA BASS UNIT (ROTARY) (FX325)
59	1-467-641-11	MEGA BASS UNIT (SW) (FX323)	1-467-600-21	MEGA BASS UNIT (SW) (FX323)
60	3-933-665-01	CABINET (FRONT) (CF-R) (FX321:E/FX323:AEP, UK, E, EA, EE)	3-933-665-01	CABINET (FRONT) (CF-R) (FX321 : AEP,UK, E, FX323 : AEP, UK, IT, E, EA, EE, JE)
	3-933-665-11	CABINET (FRONT) (CF-R) (FX323:US, CND)	3-933-665-11	CABINET (FRONT) (CF-R) (FX321:CND, FX323:US, CND)
	3-933-665-21	CABINET (FRONT) (CF-R) (FX325:AEP, UK, E, EA, EE)	3-933-665-21	CABINET (FRONT) (CF-R) (FX325:AEP, UK, IT, E, EA, EE, JE)

## MAIN (Service Manual see page 23, Supplement-1 see page 2.)

Ref. No.	INCORRECT					CORRECT				
	Parts No.	Description				Parts No.	Description			
C18	1-163-022-00	CERAMIC CHIP	0.012uF	10%	50V (FX321 : E)	1-163-022-00	CERAMIC CHIP	0.012uF	10%	50V (FX321 : AEP, UK, E)
C19	1-163-022-00	CERAMIC CHIP	0.012uF	10%	50V (FX321 : E)	1-163-022-00	CERAMIC CHIP	0.012uF	10%	50V (FX321 : AEP, UK, E)
C604	1-163-009-11	CERAMIC CHIP	0.001uF	10%	50V (EXCEPT US, CND, E)	1-163-035-00	CERAMIC CHIP	0.047uF		50V
	1-163-035-00	CERAMIC CHIP	0.047uF		50V (US, CND, E)					

## ACCESSORIES & PACKING MATERIALS (Service Manual see page 26, Supplement-1 see page 3.)

Ref. No.	INCORRECT		CORRECT	
	Parts No.	Description	Parts No.	Description
	1-504-228-11	HEADPHONE (MDR-013) (FX321:US, CND/FX323:US, CND)	1-504-228-11	HEADPHONE (MDR-013) (FX321:US, CND, AEP, UK, FX323:US, CND)
	8-953-130-90	HEADPHONE MDR-E801//K SET (EXCEPT US, CND)	8-953-130-90	HEADPHONE MDR-E801//K SET (FX321:E, FX323:EXCEPT US, CND, FX325:EXCEPT CND)
	3-810-698-61	MANUAL INSTRUCTION (ENGLISH, SPANISH, CHINESE, KOREAN) (FX321:E)	3-810-698-61	MANUAL INSTRUCTION (ENGLISH, SPANISH, CHINESE, KOREAN) (E)
	3-810-698-71	MANUAL INSTRUCTION (ENGLISH, POLISH, HUNGALIAN, RUSSIAN) (FX323:E, EE/FX325:E/EE)	3-810-698-71	MANUAL INSTRUCTION (ENGLISH, POLISH, HUNGALIAN, RUSSIAN) (FX323:EE, FX325:EE)

- Abbreviation  
 CND : Canadian      EA : Saudi Arabia  
 IT : Italian          JE : Tourist  
 EE : East European

## 2. MODEL ADDITION

### (WM-FX323:Tourist model, WM-FX325 : Canadian model, Tourist model)

- For detailed WM-FX323 Tourist model, refer to WM-FX323 E model.
- For detailed WM-FX325 Canadian and Tourist model, refer to WM-FX325 E model.

### Difference Table

#### ● EXPLODED VIEWS

Ref. No.	WM-FX323 : Tourist model	WM-FX325 : Canadian model	WM-FX325 : Tourist model
4	A-3016-809-A MAIN BOARD, COMPLETE	A-3016-804-A MAIN BOARD, COMPLETE	A-3016-805-A MAIN BOARD, COMPLETE

#### ● ELECTRICAL PARTS LIST

##### MAIN

Ref. No.	WM-FX323 : Tourist model	WM-FX325 : Canadian model	WM-FX325 : Tourist model
	A-3016-809-A MAIN BOARD, COMPLETE	A-3016-804-A MAIN BOARD, COMPLETE	A-3016-805-A MAIN BOARD, COMPLETE
C18	1-164-232-11 CERAMIC CHIP 0.01uF 50V	1-163-037-11 CERAMIC CHIP 0.022uF 10% 25V	1-163-023-00 CERAMIC CHIP 0.015uF 5% 50V
C19	1-164-232-11 CERAMIC CHIP 0.01uF 50V	1-163-037-11 CERAMIC CHIP 0.022uF 10% 25V	1-163-023-00 CERAMIC CHIP 0.015uF 5% 50V

#### ● ACCESSORIES & PACKING MATERIALS

Ref. No.	WM-FX323 : Tourist model	WM-FX325 : Canadian model	WM-FX325 : Tourist model
	3-858-069-11 MANUAL, INSTRUCTION (ENGLISH, SPANISH, CHINESE, KOREAN)	3-810-698-11 MANUAL, INSTRUCTION (ENGLISH)  3-810-698-21 MANUAL, INSTRUCTION (FRENCH)	3-858-069-11 MANUAL, INSTRUCTION (ENGLISH, SPANISH, CHINESE, KOREAN)
	8-953-130-90 HEADPHONE MDR-E801//K SET	1-504-521-11 HEADPHONE (MDR-015)	8-953-130-90 HEADPHONE MDR-E801//K SET
	* 3-938-389-01 INDIVIDUAL CARTON	=====	* 3-938-390-01 INDIVIDUAL CARTON
	* 3-939-759-01 CUSHION (CF)	=====	* 3-939-759-01 CUSHION (CF)

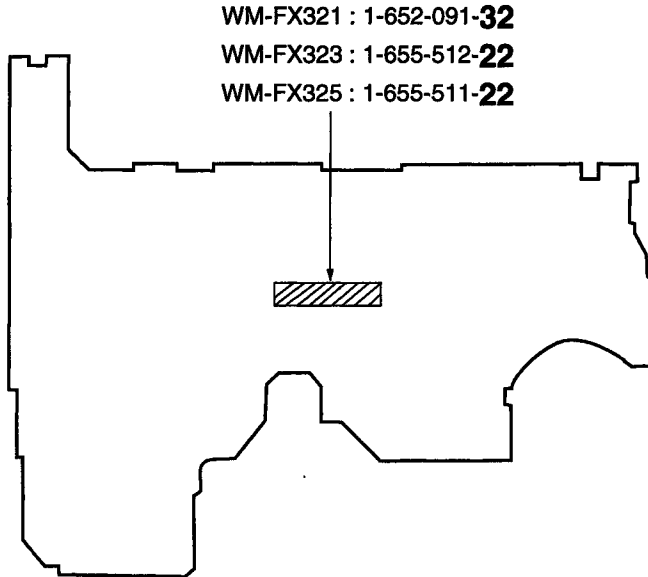
### 3. CHANGE OF MAIN BOARD

The main board have been changed.

Main printed wiring board and schematic diagram of new type, and changed parts list are described in this supplement-2.  
Refer to original service manual previously issued for the other information.

#### NEW TYPE IDENTIFICATION

[MAIN BOARD] (Component side)

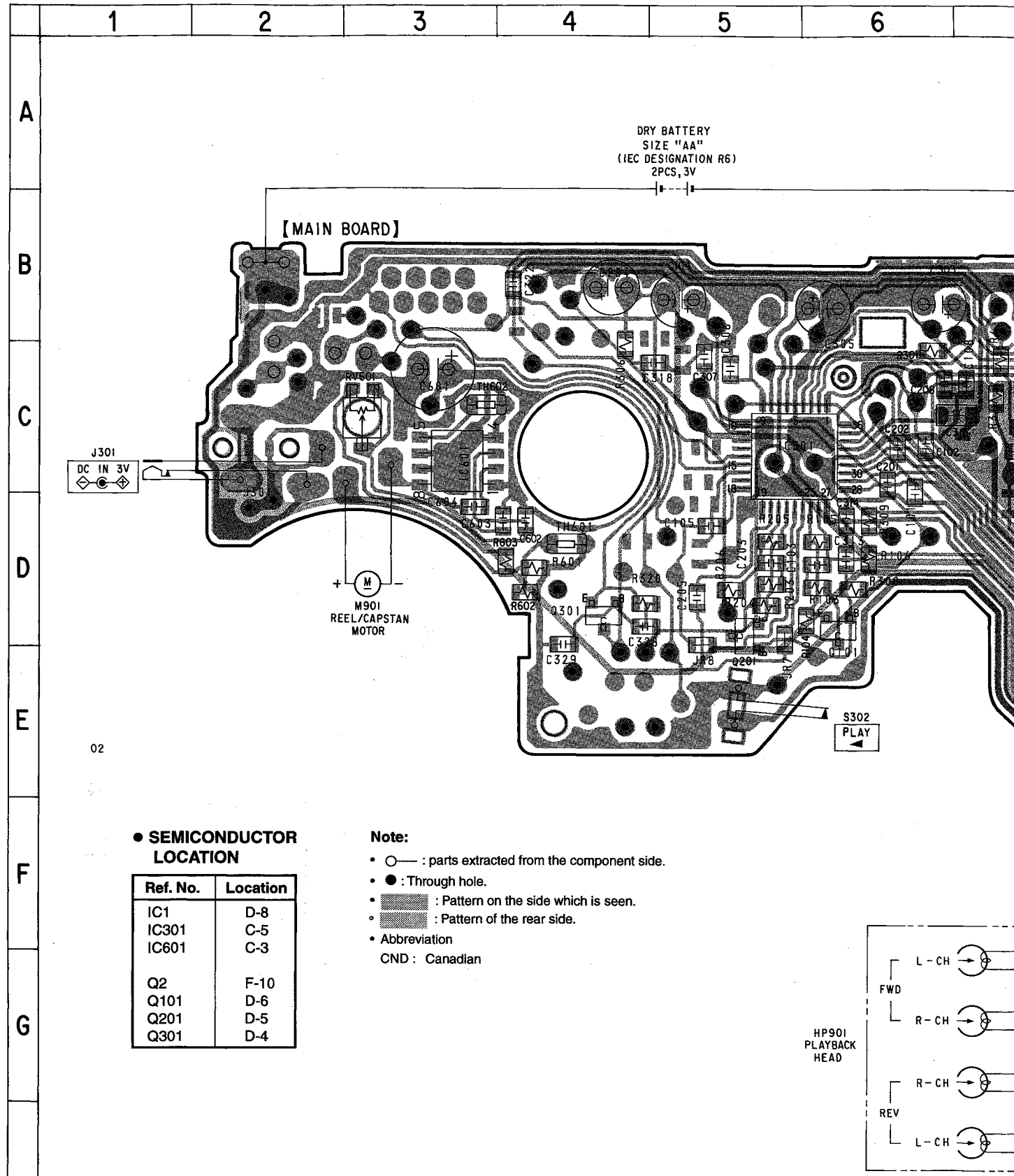


#### ● ELECTRICAL PARTS LIST

**MAIN** (Service Manual see page 23-26.)

Ref. No.	Former Type					New Type					Remark
	Parts No.	Description				Parts No.	Description				
C133	1-135-226-21	TANTAL CHIP	0.68uF	10%	16V (FX325)	1-165-321-11	CERAMIC CHIP	0.68uF	10%	16V (FX325)	Changed
C233	1-135-226-21	TANTAL CHIP	0.68uF	10%	16V (FX325)	1-165-321-11	CERAMIC CHIP	0.68uF	10%	16V (FX325)	Changed
C317						1-163-009-11	CERAMIC CHIP	0.001uF	10%	50V (FX323, FX325)	Added
C334	1-163-117-00	CERAMIC CHIP	100PF	5%	50V (FX325)	1-163-009-11	CERAMIC CHIP	0.001uF	10%	50V (FX325)	Changed
C335	1-163-038-91	CERAMIC CHIP	0.1uF	5%	50V (FX325)	1-163-100-00	CERAMIC CHIP	20PF	5%	50V (FX325)	Changed
R301						1-216-049-91	MATAL CHIP	1K	5%	1/10W	Added

PRINTED WIRING BOARDS (WM-FX321)



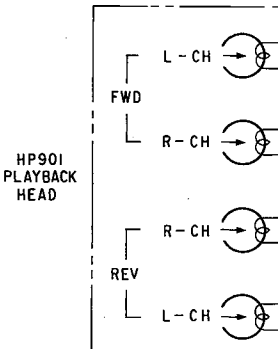
02

● SEMICONDUCTOR LOCATION

Ref. No.	Location
IC1	D-8
IC301	C-5
IC601	C-3
Q2	F-10
Q101	D-6
Q201	D-5
Q301	D-4

Note:

- : parts extracted from the component side.
- : Through hole.
- ▨ : Pattern on the side which is seen.
- ▩ : Pattern of the rear side.
- Abbreviation  
CND : Canadian



6

7

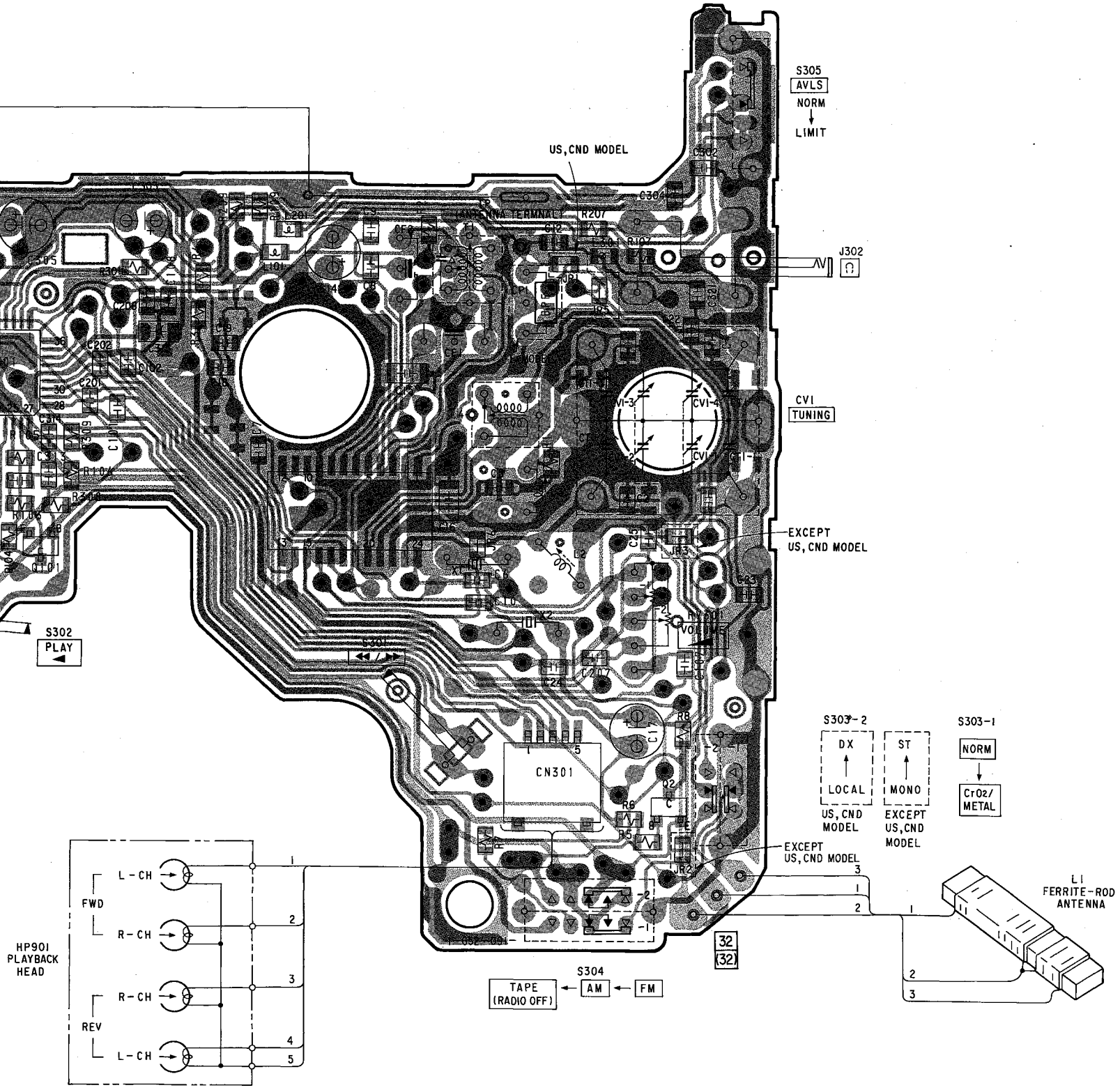
8

9

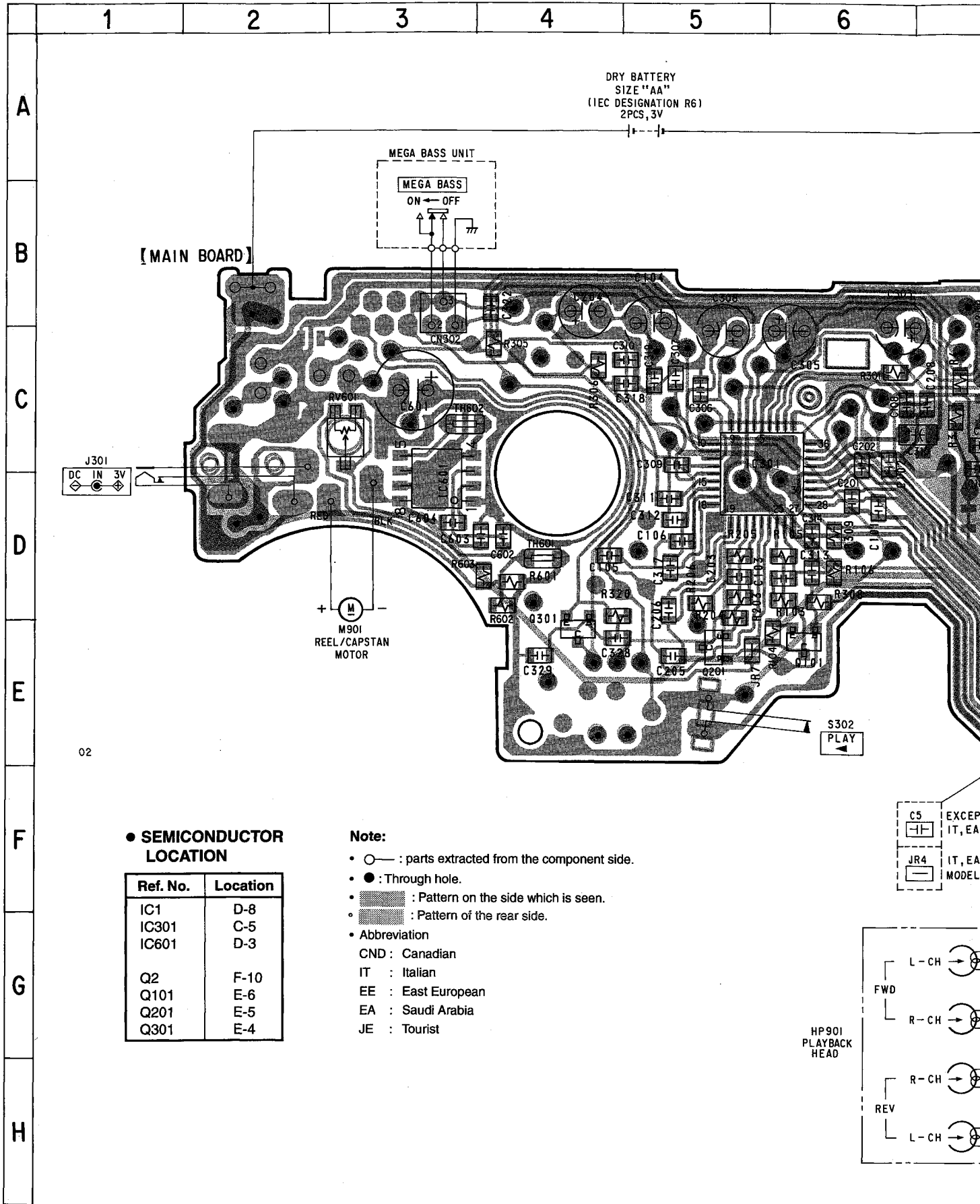
10

11

12



PRINTED WIRING BOARDS (WM-FX323)

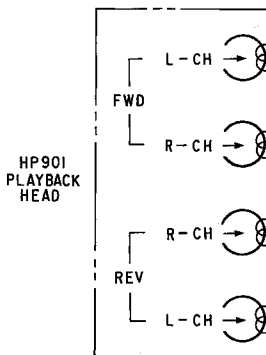
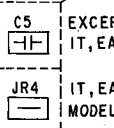


● SEMICONDUCTOR LOCATION

Ref. No.	Location
IC1	D-8
IC301	C-5
IC601	D-3
Q2	F-10
Q101	E-6
Q201	E-5
Q301	E-4

Note:

- : parts extracted from the component side.
- : Through hole.
- ▨ : Pattern on the side which is seen.
- ▩ : Pattern of the rear side.
- Abbreviation
  - CND : Canadian
  - IT : Italian
  - EE : East European
  - EA : Saudi Arabia
  - JE : Tourist



6 7 8 9 10 11 12

