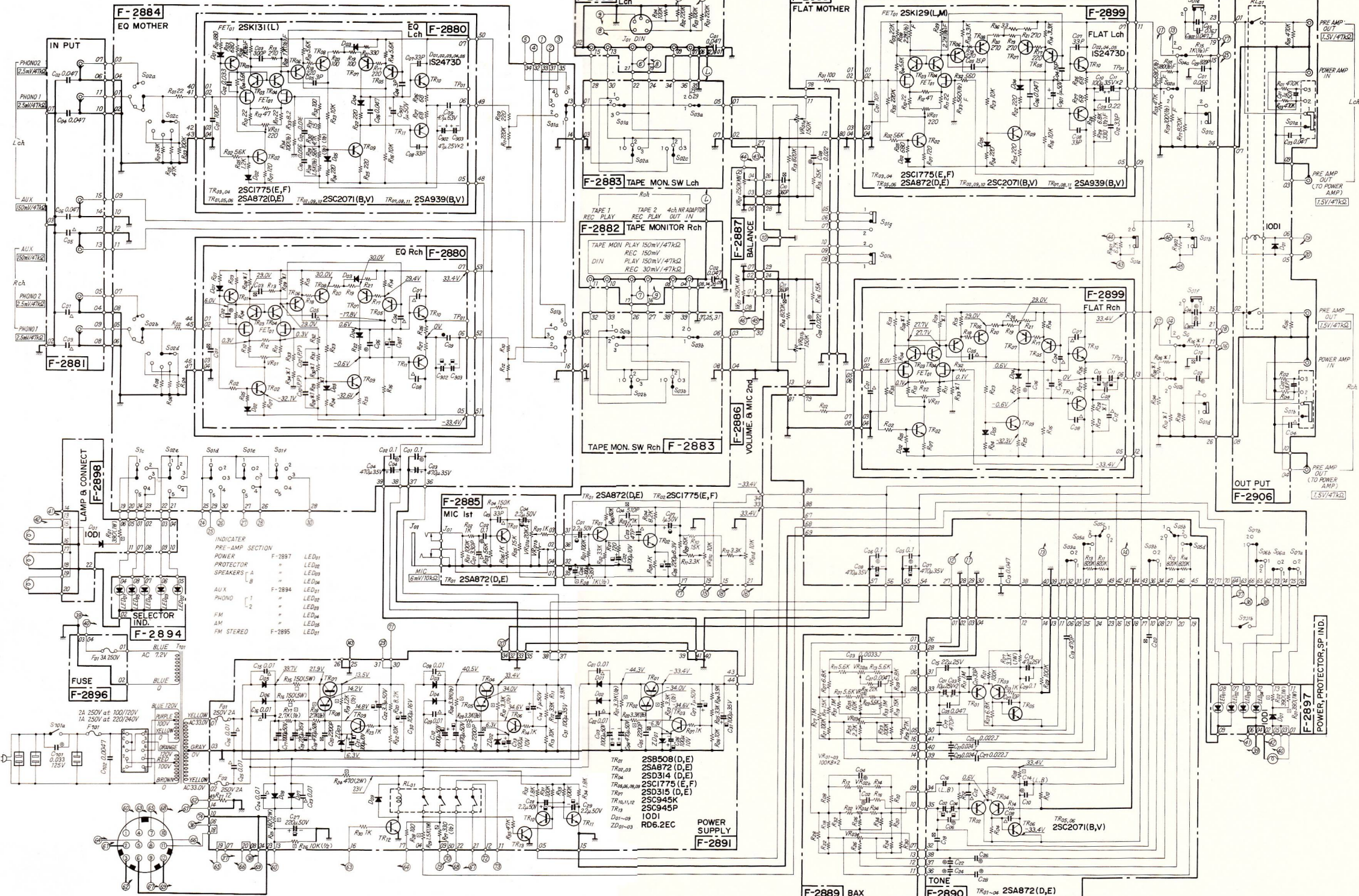
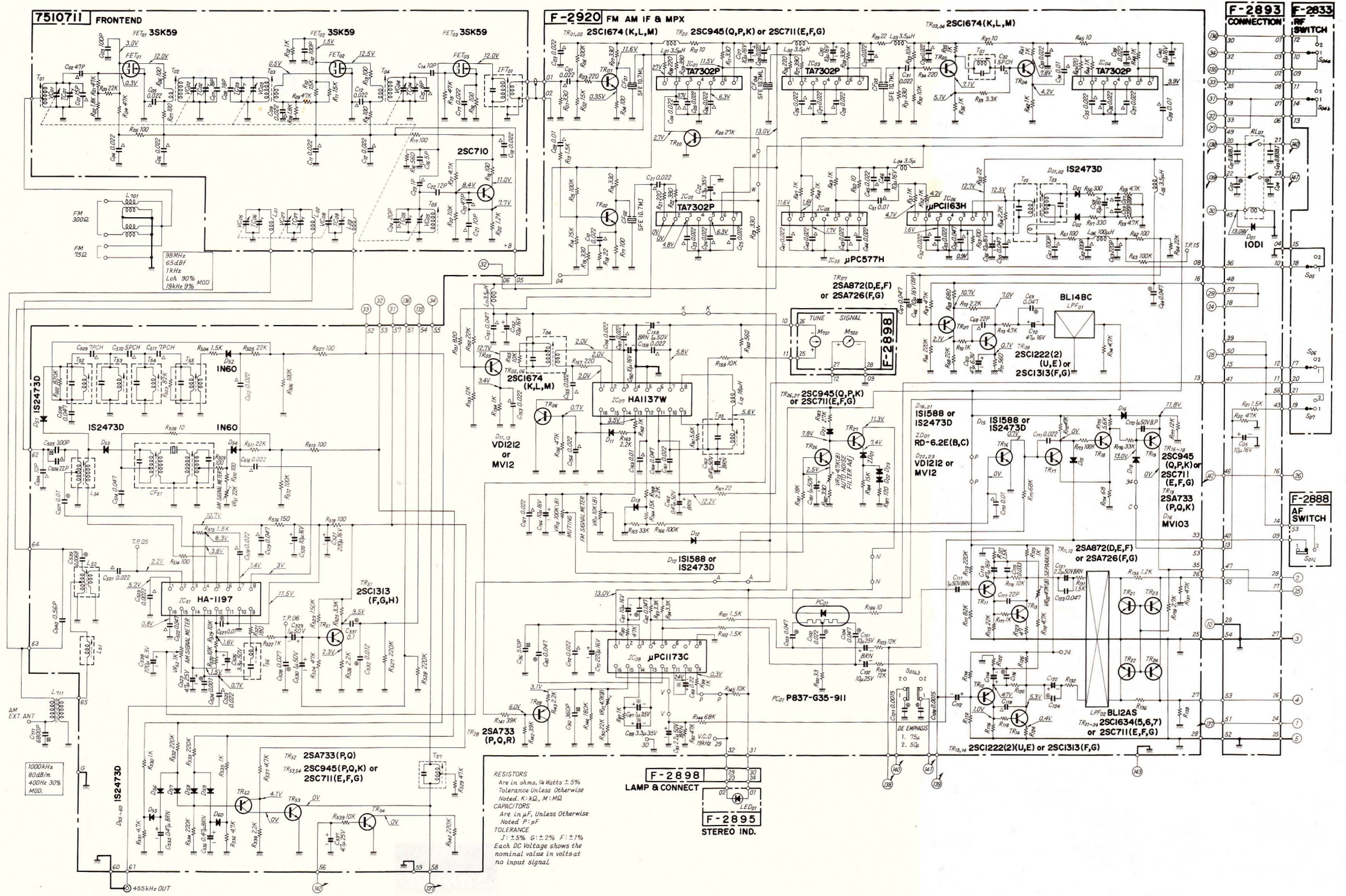
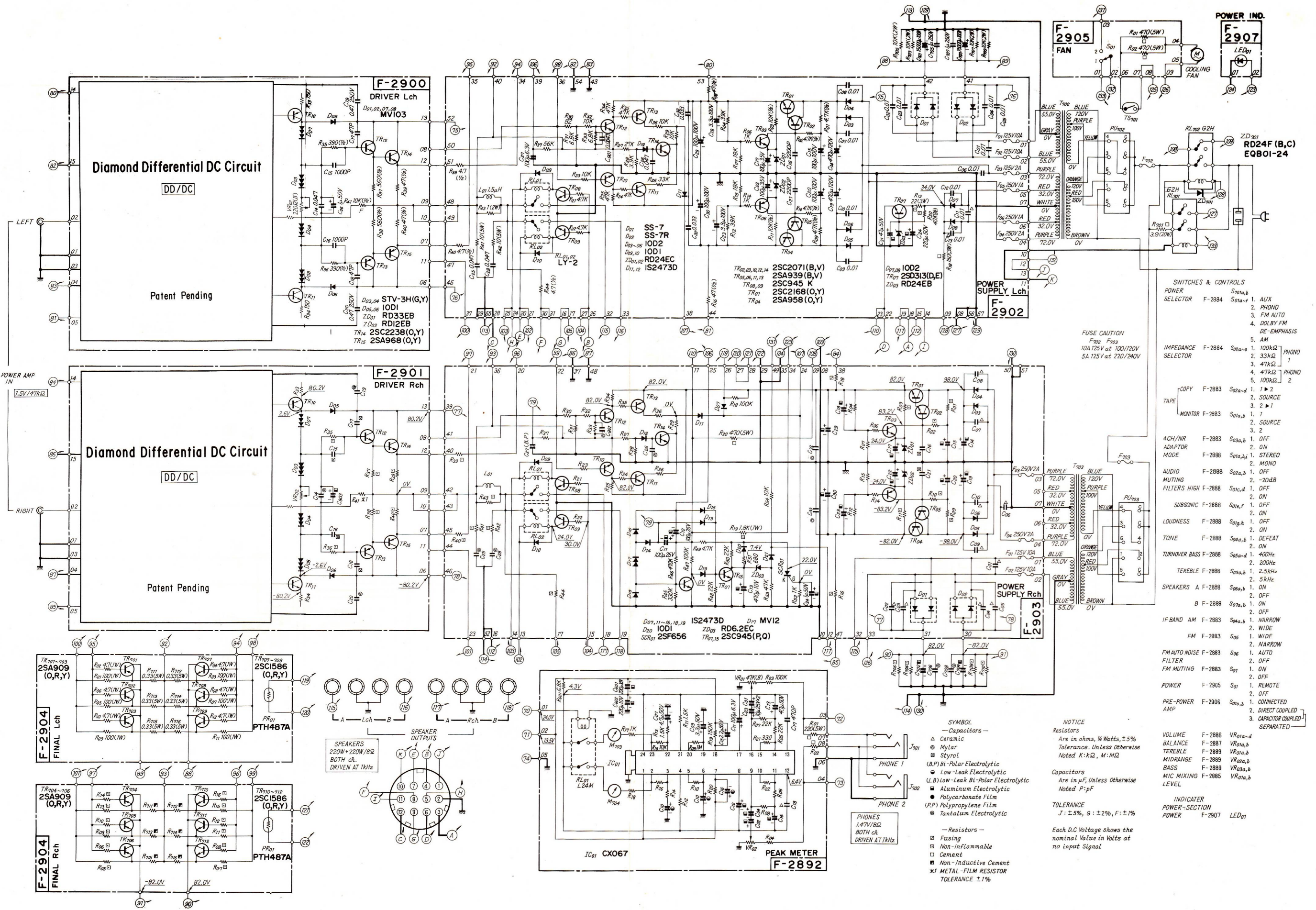


SANSUI G-22000 SCHEMATIC DIAGRAM



SANSUI ELECTRIC CO., LTD.





SWITCHES & CONTROLS

POWER SELECTOR	F-2884	S01a-b	1. AUX 2. PHONO 3. FM AUTO 4. DOLBY FM DE-EMPHASIS 5. AM
IMPEDANCE SELECTOR	F-2884	S02a-b	1. 100kΩ 2. 33kΩ 3. 47kΩ 4. 47kΩ 5. 100kΩ
TAPE COPY	F-2883	S02a-d	1. 1 2. SOURCE 3. 2 1
TAPE MONITOR	F-2883	S01a,b	1. 1 2. SOURCE 3. 2
4CH/NR ADAPTOR MODE	F-2888	S01a,b	1. OFF 2. ON
AUDIO MUTING	F-2888	S02a,b	1. OFF 2. -20dB
FILTERS HIGH	F-2888	S01c,d	1. OFF 2. ON
SUBSONIC	F-2888	S01e,f	1. OFF 2. ON
LOUDNESS	F-2888	S01g,h	1. OFF 2. ON
TOURNOVER BASS	F-2888	S05a-d	1. 400Hz 2. 200Hz 3. 2.5kHz 4. 5kHz
TREBLE	F-2888	S03a,b	1. 2.5kHz 2. 5kHz
SPEAKERS	F-2888	S06a,b	1. ON 2. OFF
B	F-2888	S07a,b	1. ON 2. OFF
IF BAND AM	F-2883	S04a,b	1. NARROW 2. WIDE
FM	F-2883	S05	1. WIDE 2. NARROW
FM AUTO NOISE FILTER	F-2883	S06	1. AUTO 2. OFF
FM MUTING	F-2883	S07	1. ON 2. OFF
POWER AMP	F-2905	S01	1. REMOTE 2. OFF
PRE-POWER AMP	F-2906	S01a,b	1. CONNECTED 2. DIRECT COUPLED 3. CAPACITOR COUPLED
VOLUME	F-2886	VR01a-d	
BALANCE	F-2887	VR01a,b	
TREBLE	F-2889	VR01a,b	
MIDRANGE	F-2889	VR02a,b	
BASS	F-2889	VR03a,b	
MIC MIXING LEVEL	F-2885	VR01a,b	
INDICATOR POWER-SECTION	F-2907	LED01	

FUSE CAUTION
 F202 F203
 10A 125V at 100/120V
 5A 125V at 220/240V

SYMBOL
 - Capacitors -
 Δ Ceramic
 ● Mylar
 ○ Styrol
 (B.P) Bi-Polar Electrolytic
 (L.B) Low-Leak Bi-Polar Electrolytic
 (A) Aluminum Electrolytic
 (P.P) Polypropylene Film
 (T) Tantalum Electrolytic
 - Resistors -
 □ Fusing
 □ Non-Inflammable
 □ Cement
 ■ Non-Inductive Cement
 * METAL-FILM RESISTOR
 TOLERANCE ±1%

NOTICE
 Resistors
 Are in ohms, ¼ Watts, ±5%
 Tolerance. Unless otherwise
 Noted K:kΩ, M:MΩ
 Capacitors
 Are in μF, Unless otherwise
 Noted P:pF
 TOLERANCE
 J: ±5%, G: ±2%, F: ±1%
 Each D.C Voltage shows the
 nominal Value in Volts at
 no input Signal