

YAMAHA YP701



BELT DRIVE STEREO TURNTABLE WITH PROFESSIONAL S-TYPE TONEARM



NO Cartridge
Included

Check the Specs, See the Styling, Hear the Difference

All the most-wanted features for superb turntable performance, adaptability to any stereo system



Studio type S-shape tonearm

This precision-designed tonearm shape works like much longer studio types to provide extra-low tracking error at all points of the record, outstanding tracing ability with cartridges of any weight. Precision suspension, plus perfect balance in every direction means ultra-stable performance at any adjustment setting, amazing signal-to-noise characteristics.

Extra-heavy platter, synchronous motor

This extra-stable high-torque drive unit is complemented by a big 30cm aluminum diecast platter, precision balanced for smoother performance, lower wow & flutter. Try the whole super smooth mechanism, feather-touch on/off controls.

Silicon-damped cueing lever

Lets you lower and raise the tonearm at any point slowly and safely. Use it when you want to interrupt a record and begin again at the same point.

Extra-balance weight system

Use the main weight's precision 0-4gr. continuous adjustment. Two different sub-weights let you match any cartridge, no matter how heavy or light.

Adjustable anti-skating

Overcomes the tonearm's tendency to bounce off the outer wall of the record groove and "skate" to the inside. Balance its setting to the stylus pressure for perfect left-right stereo reproduction, reduced record and stylus wear.

Lateral balance adjustment

With it there's no question that the tonearm is in perfect left/right balance, to withstand side force generated by warped records, etc. Precision adjustment possible thanks to a unique sliding weight/shaft system.

Auto-cut, auto-return

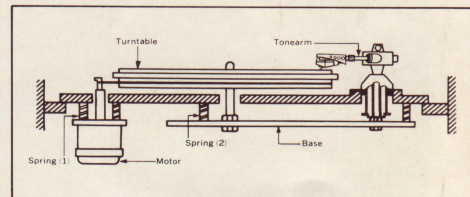
When record play begins, auto-cut arrests the sound signal until the stylus is in the groove. No more annoying "thud" when the tonearm is lowered. At the end of the record the auto-return system automatically lifts the tonearm and returns it to its rest.

Ultra-smooth belt drive

Every audio fan knows how superior it is to the rubber idler system. It also permits fingertip switchover between 33 $\frac{1}{3}$ and 45rpm via a feather-light see-saw control.

Unique Yamaha double float construction

The turntable and tonearm shafts are on a signal base, insulated by spring suspension. The motor has its own base and springs. This means double protection against motor noise and other vibrations.



Plug-in shell, overhang adjustment No cartridge is included with the YP-701.

The universal type plug-in shell design lets you attach any of the world's fine cartridge in seconds. The special sliding mount can be adjusted for optimum overhang. In this way you can select the best cartridge for your stereo system.

Cabinet: tough, stable, gorgeous

Extra-heavy for plenty of stability, the YP-701 cabinet is a wood/synthetics masterpiece, boasting a lustrous finish for years of eye-appeal.

SPECIFICATIONS

TURNTABLE

Synchronous outer rotor type motor
Two speeds (33 $\frac{1}{3}$, 45rpm), auto pickup & return
Wow & flutter: less than 0.08%
S/N ratio: 48dB

Platter: 30cm (12") diam., aluminum diecast

TONARM

Static balanced S-type
Stylus pressure: 0-4gr.
Shell: Universal plug-in type, weight 12gr.
Cartridge weight range: 5-15gr.

GENERAL

Power sources: 105~125V, or 210~240V;
50/60Hz
Power consumption: 15W
Dimensions (W x D x H): 480 (19") x
410 (16 $\frac{1}{4}$ ") x 161mm (6 $\frac{1}{2}$ ")
Weight: 9.2kg (20.2 lbs.)
Specifications subject to change without notice.

For details please contact

SINCE 1887  **YAMAHA**
NIPPON GAKKI CO., LTD. HAMAMATSU, JAPAN